

BULLET JOURNAL

2026

---

*June – December*



# Intentions · 2026

---

*What I want to focus on this year –*

A series of horizontal lines for writing, with a vertical dashed red line on the left side.

# Key · legend

---

## ENTRIES

- task
- note
- = mood
- △ meeting
- event
- (( call
- @ email

## MIGRATION

- > to the weekly log
- >> to the monthly log
- < to a collection (project or reference)
- << to digital (Logseq or other system)

# Quarter III · 2026

---

## July

Mo	Tu	We	Th	Fr	Sa	Su
		1	2	3	4	5
6	7	8	9	10	11	12
13	14	15	16	17	18	19
20	21	22	23	24	25	26
27	28	29	30	31		

## August

Mo	Tu	We	Th	Fr	Sa	Su
					1	2
3	4	5	6	7	8	9
10	11	12	13	14	15	16
17	18	19	20	21	22	23
24	25	26	27	28	29	30
31						

## September

Mo	Tu	We	Th	Fr	Sa	Su
	1	2	3	4	5	6
7	8	9	10	11	12	13
14	15	16	17	18	19	20
21	22	23	24	25	26	27
28	29	30				



---

1	Mo
2	Tu
3	We
4	Th
5	Fr
6	Sa
7	Su
8	Mo
9	Tu
10	We
11	Th
12	Fr
13	Sa
14	Su
15	Mo
16	Tu
17	We
18	Th
19	Fr
20	Sa
21	Su
22	Mo
23	Tu
24	We
25	Th
26	Fr
27	Sa
28	Su
29	Mo
30	Tu

# Tasks · June

[» next month](#)

previous month · May

Mo	Tu	We	Th	Fr	Sa	Su
				1	2	3
4	5	6	7	8	9	10
11	12	13	14	15	16	17
18	19	20	21	22	23	24
25	26	27	28	29	30	31

A series of horizontal lines for task entry, with a vertical dashed line on the left side.

**Monday** Jun 1

---

---

---

---

---

---

---

---

**Tuesday** 2

---

---

---

---

---

---

---

---

**Wednesday** 3

---

---

---

---

---

---

---

---

**Thursday** 4

---

---

---

---

---

---

---

---

**Friday** 5

---

---

---

---

---

---

---

---

**Saturday** 6

---

---

---

---

---

---

---

---

**Sunday** 7

---

---

---

---

---

---

---

---

# Tasks

· Week 23 · Jun 1–7

[> next week](#)

this week · file by day

Mo	Tu	We	Th	Fr	Sa	Su
1	2	3	4	5	6	7

The page contains a series of horizontal lines for task entry. A vertical dashed red line is positioned on the left side, corresponding to the first column of the calendar header (Monday, June 1st).





















**Monday** Jun 8

---

---

---

---

---

---

---

---

**Tuesday** 9

---

---

---

---

---

---

---

---

**Wednesday** 10

---

---

---

---

---

---

---

---

**Thursday** 11

---

---

---

---

---

---

---

---

**Friday** 12

---

---

---

---

---

---

---

---

**Saturday** 13

---

---

---

---

---

---

---

---

**Sunday** 14

---

---

---

---

---

---

---

---

this week · file by day

Mo	Tu	We	Th	Fr	Sa	Su
8	9	10	11	12	13	14

The page contains a series of horizontal lines for task entry. A vertical dashed red line is positioned on the left side, corresponding to the 'Mo' column of the calendar header above. The rest of the page is blank, with only the horizontal lines visible.





A series of horizontal grey lines for writing, with a vertical dashed orange line on the left side.





# Daily


· Wednesday · Jun 10

[< week tasks](#) [> next week](#) [» next month](#)

---

A vertical dashed line is positioned on the left side of the page, extending from the top header area down towards the bottom. The page is filled with horizontal lines for writing, starting below the top header line and ending near the bottom edge.





---

---

---

---

---

---

---

---

---

---

---

---

---

---

---

---

---

---

---





**Monday** Jun 15

---

---

---

---

---

---

---

---

---

---

**Tuesday** 16

---

---

---

---

---

---

---

---

---

---

**Wednesday** 17

---

---

---

---

---

---

---

---

---

---

**Thursday** 18

---

---

---

---

---

---

---

---

---

---

**Friday** 19

---

---

---

---

---

---

---

---

---

---

**Saturday** 20

---

---

---

---

---

---

---

---

---

---

**Sunday** 21

---

---

---

---

---

---

---

---

---

---

this week · file by day

Mo	Tu	We	Th	Fr	Sa	Su
15	16	17	18	19	20	21

A large area for task entry, featuring a vertical dashed red line on the left side and horizontal grey lines for writing.











A vertical dashed orange line is positioned on the left side of the page, running from just below the top header to just above the bottom header. The page is filled with horizontal light gray lines, creating a ruled appearance for writing.









**Monday** Jun 22

---

---

---

---

---

---

---

---

**Tuesday** 23

---

---

---

---

---

---

---

---

**Wednesday** 24

---

---

---

---

---

---

---

---

**Thursday** 25

---

---

---

---

---

---

---

---

**Friday** 26

---

---

---

---

---

---

---

---

**Saturday** 27

---

---

---

---

---

---

---

---

**Sunday** 28

---

---

---

---

---

---

---

---

this week · file by day

Mo	Tu	We	Th	Fr	Sa	Su
22	23	24	25	26	27	28

A large area for task entry, featuring a vertical dashed red line on the left side and horizontal grey lines for writing.





The page features a series of horizontal lines for writing, starting below a header line and extending to the bottom. A vertical dashed line is positioned on the left side of the page, approximately one-tenth of the way across from the left edge, extending from the top of the writing area to the bottom. This layout is typical of a daily planner page.

A series of horizontal lines for writing, with a vertical dashed line on the left side.



Lined writing area with a vertical dashed line on the left side.



# Daily

· Thursday · Jun 25

[< week tasks](#)   [> next week](#)   [» next month](#)

---







**Monday** Jun 29

---

---

---

---

---

---

---

---

---

---

**Tuesday** 30

---

---

---

---

---

---

---

---

---

---

**Wednesday** Jul 1

---

---

---

---

---

---

---

---

---

---

**Thursday** 2

---

---

---

---

---

---

---

---

---

---

**Friday** 3

---

---

---

---

---

---

---

---

---

---

**Saturday** 4

---

---

---

---

---

---

---

---

---

---

**Sunday** 5

---

---

---

---

---

---

---

---

---

---

this week · file by day

Mo	Tu	We	Th	Fr	Sa	Su
29	30	1	2	3	4	5

A large area for task entry, featuring a vertical dashed red line on the left side and horizontal grey lines for writing.



A vertical dashed orange line runs down the left side of the page, starting below the header and ending above the footer. It is positioned approximately 5% from the left edge. The rest of the page is filled with horizontal gray lines, creating a ruled writing area.

A vertical dashed orange line is positioned on the left side of the page. The rest of the page contains horizontal grey lines, providing a structure for writing.






# Daily


· Wednesday · Jul 1

< week tasks > next week » next month

---



Vertical layout with horizontal lines and a dashed red line on the left side.









---

1	We
2	Th
3	Fr
4	Sa
5	Su
6	Mo
7	Tu
8	We
9	Th
10	Fr
11	Sa
12	Su
13	Mo
14	Tu
15	We
16	Th
17	Fr
18	Sa
19	Su
20	Mo
21	Tu
22	We
23	Th
24	Fr
25	Sa
26	Su
27	Mo
28	Tu
29	We
30	Th
31	Fr

# Tasks · July

« prev month » next month

previous month · June

Mo	Tu	We	Th	Fr	Sa	Su
1	2	3	4	5	6	7
8	9	10	11	12	13	14
15	16	17	18	19	20	21
22	23	24	25	26	27	28
29	30					

A vertical dashed red line is positioned on the left side of the page, aligned with the first column of the calendar grid. Below the calendar grid, there are 20 horizontal grey lines spanning the width of the page, providing a space for task entries.

**Monday** Jul 6

---

---

---

---

---

---

---

---

**Tuesday** 7

---

---

---

---

---

---

---

---

**Wednesday** 8

---

---

---

---

---

---

---

---

**Thursday** 9

---

---

---

---

---

---

---

---

**Friday** 10

---

---

---

---

---

---

---

---

**Saturday** 11

---

---

---

---

---

---

---

---

**Sunday** 12

---

---

---

---

---

---

---

---

this week · file by day

Mo	Tu	We	Th	Fr	Sa	Su
6	7	8	9	10	11	12

The page contains a series of horizontal lines for task entry. A vertical dashed red line is positioned on the left side, corresponding to the 'Mo' column of the calendar header above. The lines are evenly spaced and extend across the width of the page, providing a structured area for writing tasks.

# Daily

· Monday · Jul 6

< week tasks

> next week

» next month

---



---



---



---



---



---



---



---



---



---



---



---



---



---



---



---



---



---



---



---



---



Lined writing area with a vertical red dashed margin line on the left side.

# Daily

· Tuesday · Jul 7

[< week tasks](#) [> next week](#) [» next month](#)



A series of horizontal grey lines providing a structured writing area for the day's tasks.













**Monday** Jul 13

---

---

---

---

---

---

---

---

**Tuesday** 14

---

---

---

---

---

---

---

---

**Wednesday** 15

---

---

---

---

---

---

---

---

**Thursday** 16

---

---

---

---

---

---

---

---

**Friday** 17

---

---

---

---

---

---

---

---

**Saturday** 18

---

---

---

---

---

---

---

---

**Sunday** 19

---

---

---

---

---

---

---

---

this week · file by day

Mo	Tu	We	Th	Fr	Sa	Su
13	14	15	16	17	18	19

A large area for task entry, featuring a vertical dashed red line on the left side and horizontal grey lines for writing.











Lined writing area with horizontal lines and a vertical dashed red margin line.

A vertical dashed orange line on the left side of the page serves as a margin. The rest of the page is filled with horizontal grey lines, providing a grid for writing.







**Monday** Jul 20

---

---

---

---

---

---

---

---

**Tuesday** 21

---

---

---

---

---

---

---

---

**Wednesday** 22

---

---

---

---

---

---

---

---

**Thursday** 23

---

---

---

---

---

---

---

---

**Friday** 24

---

---

---

---

---

---

---

---

**Saturday** 25

---

---

---

---

---

---

---

---

**Sunday** 26

---

---

---

---

---

---

---

---

this week · file by day

Mo	Tu	We	Th	Fr	Sa	Su
20	21	22	23	24	25	26

A large area for task entry, featuring a vertical dashed red line on the left side and horizontal grey lines for writing.















A vertical dashed red line runs down the left side of the page, acting as a margin or separator line. The rest of the page is filled with horizontal grey lines, creating a ruled area for writing. The lines are spaced evenly from the top to the bottom of the page.





**Monday** Jul 27

---

---

---

---

---

---

---

---

**Tuesday** 28

---

---

---

---

---

---

---

---

**Wednesday** 29

---

---

---

---

---

---

---

---

**Thursday** 30

---

---

---

---

---

---

---

---

**Friday** 31

---

---

---

---

---

---

---

---

**Saturday** Aug 1

---

---

---

---

---

---

---

---

**Sunday** 2

---

---

---

---

---

---

---

---

# Tasks

· Week 31 · Jul 27 – Aug 2

[< prev week](#) [> next week](#)

this week · file by day

Mo	Tu	We	Th	Fr	Sa	Su
27	28	29	30	31	1	2

A large area for task entry, featuring a vertical dashed red line on the left side and horizontal grey lines for writing.









# Daily

· Wednesday · Jul 29

[< week tasks](#) [> next week](#) [» next month](#)

---

A blank writing area consisting of horizontal lines on a light beige background. A vertical dashed red line is positioned on the left side, approximately one-tenth of the way across the page, serving as a margin. The writing area extends from the top header to the bottom of the page.











# August · 2026

[« prev month](#) [» next month](#)

---

1	Sa
2	Su
3	Mo
4	Tu
5	We
6	Th
7	Fr
8	Sa
9	Su
10	Mo
11	Tu
12	We
13	Th
14	Fr
15	Sa
16	Su
17	Mo
18	Tu
19	We
20	Th
21	Fr
22	Sa
23	Su
24	Mo
25	Tu
26	We
27	Th
28	Fr
29	Sa
30	Su
31	Mo

# Tasks · August

[« prev month](#) [» next month](#)

previous month · July

Mo	Tu	We	Th	Fr	Sa	Su
		1	2	3	4	5
6	7	8	9	10	11	12
13	14	15	16	17	18	19
20	21	22	23	24	25	26
27	28	29	30	31		

A series of horizontal lines for task entry, with a vertical dashed red line on the left side.

**Monday** Aug 3

---

---

---

---

---

---

---

---

---

---

**Tuesday** 4

---

---

---

---

---

---

---

---

---

---

**Wednesday** 5

---

---

---

---

---

---

---

---

---

---

**Thursday** 6

---

---

---

---

---

---

---

---

---

---

**Friday** 7

---

---

---

---

---

---

---

---

---

---

**Saturday** 8

---

---

---

---

---

---

---

---

---

---

**Sunday** 9

---

---

---

---

---

---

---

---

---

---

# Tasks

· Week 32 · Aug 3–9

[< prev week](#) [> next week](#)


this week · file by day

Mo	Tu	We	Th	Fr	Sa	Su
<b>3</b>	<b>4</b>	<b>5</b>	<b>6</b>	<b>7</b>	<b>8</b>	<b>9</b>

---

A series of horizontal lines for task entry, with a vertical dashed red line on the left side. The page contains 21 horizontal lines.





---

---

---

---

---

---

---

---

---

---

---

---

---

---

---

---

---

---

---

---


















**Monday** Aug 10

---

---

---

---

---

---

---

---

**Tuesday** 11

---

---

---

---

---

---

---

---

**Wednesday** 12

---

---

---

---

---

---

---

---

**Thursday** 13

---

---

---

---

---

---

---

---

**Friday** 14

---

---

---

---

---

---

---

---

**Saturday** 15

---

---

---

---

---

---

---

---

**Sunday** 16

---

---

---

---

---

---

---

---

this week · file by day

Mo	Tu	We	Th	Fr	Sa	Su
10	11	12	13	14	15	16

A large area for task entry, featuring a vertical dashed red line on the left side and horizontal grey lines for writing.





A blank lined page with a vertical dashed red line on the left side. The page has horizontal grey lines spaced evenly down the length of the page. The dashed red line is positioned approximately 5% from the left edge of the page.

A series of horizontal lines for writing, with a vertical dashed red line on the left side.













**Monday** Aug 17

---

---

---

---

---

---

---

---

**Tuesday** 18

---

---

---

---

---

---

---

---

**Wednesday** 19

---

---

---

---

---

---

---

---

**Thursday** 20

---

---

---

---

---

---

---

---

**Friday** 21

---

---

---

---

---

---

---

---

**Saturday** 22

---

---

---

---

---

---

---

---

**Sunday** 23

---

---

---

---

---

---

---


---

this week · file by day

Mo	Tu	We	Th	Fr	Sa	Su
17	18	19	20	21	22	23

The page contains a series of horizontal lines for task entry, with a vertical dashed red line on the left side.





---

---

---

---

---

---

---

---

---

---

---

---

---

---

---

---

---

---

---

---









A series of horizontal grey lines for writing, with a vertical red dashed line on the left side.

A vertical dashed red line is positioned on the left side of the page, extending from just below the header to just above the footer. The page is ruled with horizontal grey lines, creating a series of rows for writing. The overall design is clean and minimalist, typical of a modern digital calendar or task manager interface.





**Monday** Aug 24

---

---

---

---

---

---

---

---

**Tuesday** 25

---

---

---

---

---

---

---

---

**Wednesday** 26

---

---

---

---

---

---

---

---

**Thursday** 27

---

---

---

---

---

---

---

---

**Friday** 28

---

---

---

---

---

---

---

---

**Saturday** 29

---

---

---

---

---

---

---

---

**Sunday** 30

---

---

---

---

---

---

---

---

this week · file by day

Mo	Tu	We	Th	Fr	Sa	Su
24	25	26	27	28	29	30

A vertical orange dashed line is positioned on the far left side of the page, spanning the height of the main content area. To the right of this line, there are 20 horizontal grey lines extending across the page, creating a series of rows for task entry.














The page contains a series of horizontal grey lines for writing, spanning from approximately x=61 to x=947. A vertical dashed red line is positioned at approximately x=108, extending from the top header area to the bottom of the page.



A ruled page with 24 horizontal grey lines. A vertical dashed orange line is positioned on the left side of the page, approximately 5% of the way from the left edge, extending from the top margin down to the bottom margin.





A series of horizontal lines for writing, with a vertical dashed line on the left side.

**Monday** Aug 31

---

---

---

---

---

---

---

---

**Tuesday** Sep 1

---

---

---

---

---

---

---

---

**Wednesday** 2

---

---

---

---

---

---

---

---

**Thursday** 3

---

---

---

---

---

---

---

---

**Friday** 4

---

---

---

---

---

---

---

---

**Saturday** 5

---

---

---

---

---

---

---

---

**Sunday** 6

---

---

---

---

---

---

---

---

# Tasks

· Week 36 · Aug 31 – Sep 6

[< prev week](#) [> next week](#)

this week · file by day

Mo	Tu	We	Th	Fr	Sa	Su
31	1	2	3	4	5	6

A series of horizontal lines for task entry, with a vertical dashed red line on the left side.





A vertical dashed red line runs down the left side of the page, approximately 10% from the left edge. The rest of the page is filled with horizontal grey lines, creating a ruled writing area.















# September · 2026

[« prev month](#) [» next month](#)

1	Tu
2	We
3	Th
4	Fr
5	Sa
6	Su
7	Mo
8	Tu
9	We
10	Th
11	Fr
12	Sa
13	Su
14	Mo
15	Tu
16	We
17	Th
18	Fr
19	Sa
20	Su
21	Mo
22	Tu
23	We
24	Th
25	Fr
26	Sa
27	Su
28	Mo
29	Tu
30	We

# Tasks · September

[« prev month](#) [» next month](#)

previous month · August

Mo	Tu	We	Th	Fr	Sa	Su
					1	2
3	4	5	6	7	8	9
10	11	12	13	14	15	16
17	18	19	20	21	22	23
24	25	26	27	28	29	30
31						

A vertical dashed red line is positioned on the left side of the page, extending from the top of the calendar grid down to the bottom of the page. The rest of the page is filled with horizontal grey lines, providing a space for writing tasks.

**Monday** Sep 7

---

---

---

---

---

---

---

---

**Tuesday** 8

---

---

---

---

---

---

---

---

**Wednesday** 9

---

---

---

---

---

---

---

---

**Thursday** 10

---

---

---

---

---

---

---

---

**Friday** 11

---

---

---

---

---

---

---

---

**Saturday** 12

---

---

---

---

---

---

---

---

**Sunday** 13

---

---

---

---

---

---

---

---

# Tasks

· Week 37 · Sep 7–13

[< prev week](#) [> next week](#)

this week · file by day

Mo	Tu	We	Th	Fr	Sa	Su
7	8	9	10	11	12	13

A large area for task entry, featuring a vertical dashed red line on the left side and horizontal grey lines for writing.





















**Monday** Sep 14

---

---

---

---

---

---

---

---

**Tuesday** 15

---

---

---

---

---

---

---

---

**Wednesday** 16

---

---

---

---

---

---

---

---

**Thursday** 17

---

---

---

---

---

---

---

---

**Friday** 18

---

---

---

---

---

---

---

---

**Saturday** 19

---

---

---

---

---

---

---

---

**Sunday** 20

---

---

---

---

---

---

---

---

this week · file by day

Mo	Tu	We	Th	Fr	Sa	Su
14	15	16	17	18	19	20

A series of horizontal lines for task entry, with a vertical dashed red line on the left side.















The page contains a vertical dashed orange line on the left side, approximately 5% from the left edge, extending from the top margin to the bottom. The rest of the page is filled with horizontal grey lines, spaced evenly, providing a template for writing or drawing.





**Monday** Sep 21

---

---

---

---

---

---

---

---

**Tuesday** 22

---

---

---

---

---

---

---

---

**Wednesday** 23

---

---

---

---

---

---

---

---

**Thursday** 24

---

---

---

---

---

---

---

---

**Friday** 25

---

---

---

---

---

---

---

---

**Saturday** 26

---

---

---

---

---

---

---

---

**Sunday** 27

---

---

---

---

---

---

---

---

this week · file by day

Mo	Tu	We	Th	Fr	Sa	Su
21	22	23	24	25	26	27

The main body of the page is a large grid of horizontal lines, intended for writing tasks. A vertical dashed red line is positioned on the left side, approximately one-fifth of the way across the page, serving as a visual guide for the start of each day's entries.





A vertical dashed red line is positioned on the left side of the page, approximately 10% from the left edge, extending from the top header area down to the bottom of the page. The rest of the page is filled with horizontal gray lines, creating a lined writing area.






---

A vertical dashed orange line is positioned on the left side of the page, approximately 5% from the left edge. The main body of the page contains 21 horizontal gray lines, evenly spaced, extending from the left edge to the right edge. These lines provide a structure for writing or drawing.







The main body of the page consists of 20 horizontal grey lines, providing a structured space for writing or recording tasks. A vertical dashed red line is positioned on the left side, approximately 10% of the way across the page, creating a margin.



**Monday** Sep 28

---

---

---

---

---

---

---

---

**Tuesday** 29

---

---

---

---

---

---

---

---

**Wednesday** 30

---

---

---

---

---

---

---

---

**Thursday** Oct 1

---

---

---

---

---

---

---

---

**Friday** 2

---

---

---

---

---

---

---

---

**Saturday** 3

---

---

---

---

---

---

---

---

**Sunday** 4

---

---

---

---

this week · file by day

Mo	Tu	We	Th	Fr	Sa	Su
28	29	30	1	2	3	4

A large area for task entries, featuring a vertical dashed red line on the left side and horizontal grey lines for writing.

Lined writing area with horizontal lines and a vertical dashed line on the left side.

Lined writing area with a vertical dashed red margin line on the left side.

















# October · 2026

[« prev month](#) [» next month](#)

1	Th
2	Fr
3	Sa
4	Su
5	Mo
6	Tu
7	We
8	Th
9	Fr
10	Sa
11	Su
12	Mo
13	Tu
14	We
15	Th
16	Fr
17	Sa
18	Su
19	Mo
20	Tu
21	We
22	Th
23	Fr
24	Sa
25	Su
26	Mo
27	Tu
28	We
29	Th
30	Fr
31	Sa

# Tasks · October

[« prev month](#) [» next month](#)

previous month · September

Mo	Tu	We	Th	Fr	Sa	Su
	1	2	3	4	5	6
7	8	9	10	11	12	13
14	15	16	17	18	19	20
21	22	23	24	25	26	27
28	29	30				

A series of horizontal lines for task entry, with a vertical dashed red line on the left side.

**Monday** Oct 5

---

---

---

---

---

---

---

---

**Tuesday** 6

---

---

---

---

---

---

---

---

**Wednesday** 7

---

---

---

---

---

---

---

---

**Thursday** 8

---

---

---

---

---

---

---

---

**Friday** 9

---

---

---

---

---

---

---

---

**Saturday** 10

---

---

---

---

---

---

---

---

**Sunday** 11

---

---

---

---

---

---

---

---

# Tasks

· Week 41 · Oct 5–11

[< prev week](#) [> next week](#)

this week · file by day

Mo	Tu	We	Th	Fr	Sa	Su
5	6	7	8	9	10	11

A large area for task entry, featuring a vertical dashed red line on the left side and horizontal grey lines for writing.













Lined writing area with horizontal lines and a vertical dashed orange line on the left side.





---

A vertical red dashed line is positioned on the left side of the page, starting from the top horizontal line and extending to the bottom horizontal line. The page contains a series of horizontal lines spaced evenly down the page, providing a ruled area for notes or tasks.

---

**Monday** Oct 12

---

---

---

---

---

---

---

---

---

---

**Tuesday** 13

---

---

---

---

---

---

---

---

---

---

**Wednesday** 14

---

---

---

---

---

---

---

---

---

---

**Thursday** 15

---

---

---

---

---

---

---

---

---

---

**Friday** 16

---

---

---

---

---

---

---

---

---

---

**Saturday** 17

---

---

---

---

---

---

---

---

---

---

**Sunday** 18

---

---

---

---

---

---

---

---

---

---

this week · file by day

Mo	Tu	We	Th	Fr	Sa	Su
12	13	14	15	16	17	18

A large area for task entry, featuring a vertical dashed red line on the left side and horizontal grey lines for writing.


The image shows a blank page from a digital planner or notebook. It features a light cream background with horizontal grey lines spaced evenly down the page. A vertical red dashed line is positioned on the left side, approximately 5% of the way across the page. At the top left, there is a header section containing the word 'Daily' in a bold, dark font, followed by 'Monday · Oct 12' in a smaller, regular font. To the right of this header, there are three navigation links: '< week tasks', '> next week', and '» next month', all in a reddish-brown color. A thin, solid grey horizontal line runs across the page just below the header. The rest of the page is empty, providing a space for writing or drawing.











---

---

---

---

---

---

---

---

---

---

---

---

---

---

---

---

---

---

---

---

A vertical dashed orange line runs down the left side of the page, creating a margin for writing. The rest of the page is filled with horizontal grey lines for writing.







**Monday** Oct 19

---

---

---

---

---

---

---

---

**Tuesday** 20

---

---

---

---

---

---

---

---

**Wednesday** 21

---

---

---

---

---

---

---

---

**Thursday** 22

---

---

---

---

---

---

---

---

**Friday** 23

---

---

---

---

---

---

---

---

**Saturday** 24

---

---

---

---

---

---

---

---

**Sunday** 25

---

---

---

---

---

---

---

---

this week · file by day


Mo	Tu	We	Th	Fr	Sa	Su
19	20	21	22	23	24	25

A large area for task entries, featuring a vertical dashed red line on the left side and horizontal lines for writing.









The page contains a series of horizontal lines for writing, with a vertical dashed red line on the left side. The lines are evenly spaced and extend across the width of the page, providing a template for a daily journal or task list.









# Daily



· Friday · Oct 23

[← week tasks](#)

[→ next week](#)

[» next month](#)

---



A series of horizontal lines for writing, with a vertical dashed line on the left side, creating a template for a daily task list or notes.

**Monday** Oct 26

---

---

---

---

---

---

---

---

**Tuesday** 27

---

---

---

---

---

---

---

---

**Wednesday** 28

---

---

---

---

---

---

---

---

**Thursday** 29

---

---

---

---

---

---

---

---

**Friday** 30

---

---

---

---

---

---

---

---

**Saturday** 31

---

---

---

---

---

---

---

---

**Sunday** Nov 1

---

---

---

---

---

---

---

---

this week · file by day

Mo	Tu	We	Th	Fr	Sa	Su
26	27	28	29	30	31	1

The page contains a series of horizontal lines for task entry, starting from the top header and extending down to the bottom. A vertical dashed red line is positioned on the left side, aligned with the 'Mo' column of the calendar header, indicating the current day.



# Daily

· Monday · Oct 26

[< week tasks](#)   [> next week](#)   [» next month](#)

---





A series of horizontal lines for writing, with a vertical dashed red line on the left side.

# Daily

· Tuesday · Oct 27

[< week tasks](#)   [> next week](#)   [» next month](#)

---





# Daily

· Wednesday · Oct 28

[< week tasks](#)   [> next week](#)   [» next month](#)

---

The page features a vertical dashed red line on the left side, approximately 10% from the edge. The rest of the page is filled with horizontal grey lines, creating a ruled writing area.



Lined writing area with a vertical dashed red line on the left side.





# November · 2026

[« prev month](#) [» next month](#)

1	Su
2	Mo
3	Tu
4	We
5	Th
6	Fr
7	Sa
8	Su
9	Mo
10	Tu
11	We
12	Th
13	Fr
14	Sa
15	Su
16	Mo
17	Tu
18	We
19	Th
20	Fr
21	Sa
22	Su
23	Mo
24	Tu
25	We
26	Th
27	Fr
28	Sa
29	Su
30	Mo

# Tasks · November

[« prev month](#) [» next month](#)

previous month · October

Mo	Tu	We	Th	Fr	Sa	Su
			1	2	3	4
5	6	7	8	9	10	11
12	13	14	15	16	17	18
19	20	21	22	23	24	25
26	27	28	29	30	31	

A vertical dashed red line is positioned on the left side of the page, extending from the top of the calendar grid down to the bottom of the task list. The task list consists of 28 horizontal lines, each corresponding to a day in the month of November.

**Monday** Nov 2

---

---

---

---

---

---

---

---

**Tuesday** 3

---

---

---

---

---

---

---

---

**Wednesday** 4

---

---

---

---

---

---

---

---

**Thursday** 5

---

---

---

---

---

---

---

---

**Friday** 6

---

---

---

---

---

---

---

---

**Saturday** 7

---

---

---

---

---

---

---

---

**Sunday** 8

---

---

this week · file by day

Mo	Tu	We	Th	Fr	Sa	Su
2	3	4	5	6	7	8

A series of horizontal lines for task entry, with a vertical dashed red line on the left side.





# Daily

· Tuesday · Nov 3

[< week tasks](#)   [> next week](#)   [» next month](#)

---

A series of horizontal grey lines for writing, with a vertical dashed red line on the left side.









A vertical red dashed line is positioned on the left side of the page, extending from the top horizontal line to the bottom horizontal line. The page is filled with horizontal grey lines, providing a ruled space for writing.





**Monday** Nov 9

---

---

---

---

---

---

---

---

**Tuesday** 10

---

---

---

---

---

---

---

---

**Wednesday** 11

---

---

---

---

---

---

---

---

**Thursday** 12

---

---

---

---

---

---

---

---

**Friday** 13

---

---

---

---

---

---

---

---

**Saturday** 14

---

---

---

---

---

---

---

---

**Sunday** 15

---

---

---

---

---

---

---

---

this week · file by day

Mo	Tu	We	Th	Fr	Sa	Su
9	10	11	12	13	14	15

The page contains a series of horizontal lines for task entry, with a vertical dashed red line on the left side.









# Daily

· Wednesday · Nov 11

[< week tasks](#)   [> next week](#)   [» next month](#)

---





A vertical dotted red line is positioned on the left side of the page. The rest of the page is filled with horizontal grey lines, creating a template for writing.



A series of 21 horizontal grey lines for writing, with a vertical red dashed line on the left side.



**Monday** Nov 16

---

---

---

---

---

---

---

---

**Tuesday** 17

---

---

---

---

---

---

---

---

**Wednesday** 18

---

---

---

---

---

---

---

---

**Thursday** 19

---

---

---

---

---

---

---

---

**Friday** 20

---

---

---

---

---

---

---

---

**Saturday** 21

---

---

---

---

---

---

---

---

**Sunday** 22

---

---

---

---

---

---

---

---

this week · file by day

Mo	Tu	We	Th	Fr	Sa	Su
16	17	18	19	20	21	22

The page contains a series of horizontal lines for task entry, with a vertical dashed red line on the left side indicating the current day.






# Daily

· Tuesday · Nov 17

[< week tasks](#)   [> next week](#)   [» next month](#)

---



The page contains a series of horizontal grey lines for writing, starting from the top header and extending down to the bottom. A vertical dashed orange line is positioned on the left side, creating a margin for notes.





A series of horizontal lines forming a template for daily notes, with a vertical dashed line on the left side.



A writing area consisting of 21 horizontal grey lines. A vertical orange dashed line is positioned on the left side of the page, extending from the top header area down to the bottom of the page.





**Monday** Nov 23

---

---

---

---

---

---

---

---

**Tuesday** 24

---

---

---

---

---

---

---

---

**Wednesday** 25

---

---

---

---

---

---

---

---

**Thursday** 26

---

---

---

---

---

---

---

---

**Friday** 27

---

---

---

---

---

---

---

---

**Saturday** 28

---

---

---

---

---

---

---

---

**Sunday** 29

---

---

---

---

---

---

---

---

this week · file by day

Mo	Tu	We	Th	Fr	Sa	Su
23	24	25	26	27	28	29

A large area for task entry, featuring a vertical dashed red line on the left side and horizontal grey lines for writing.














The page contains 24 horizontal grey lines for writing. A vertical dashed red line is positioned on the left side, approximately one-tenth of the way across the page, creating a margin.

A vertical dashed red line is positioned on the left side of the page. The rest of the page is filled with a series of horizontal grey lines, creating a grid for notes.







**Monday** Nov 30

---

---

---

---

---

---

---

---

---

---

**Tuesday** Dec 1

---

---

---

---

---

---

---

---

---

---

**Wednesday** 2

---

---

---

---

---

---

---

---

---

---

**Thursday** 3

---

---

---

---

---

---

---

---

---

---

**Friday** 4

---

---

---

---

---

---

---

---

---

---

**Saturday** 5

---

---

---

---

---

---

---

---

---

---

**Sunday** 6

---

---

---

---

---

---

---

---

---

---

this week · file by day

Mo	Tu	We	Th	Fr	Sa	Su
30	1	2	3	4	5	6

A series of horizontal lines for task entry, with a vertical dashed red line on the left side.



A series of horizontal lines for writing, starting from the top header and extending down the page. A vertical dashed red line is positioned on the left side of the page, serving as a margin.













The main body of the page consists of 25 horizontal, light gray lines spaced evenly down the page, providing a template for writing or listing tasks. A vertical dashed red line is positioned on the left side of the page, starting from the top header area and extending almost to the bottom, acting as a visual guide or margin.



# December · 2026

[« prev month](#)

---

1 Tu	
2 We	
3 Th	
4 Fr	
5 Sa	
6 Su	
7 Mo	
8 Tu	
9 We	
10 Th	
11 Fr	
12 Sa	
13 Su	
14 Mo	
15 Tu	
16 We	
17 Th	
18 Fr	
19 Sa	
20 Su	
21 Mo	
22 Tu	
23 We	
24 Th	
25 Fr	
26 Sa	
27 Su	
28 Mo	
29 Tu	
30 We	
31 Th	

# Tasks · December

[« prev month](#)

previous month · November

Mo	Tu	We	Th	Fr	Sa	Su
						1
2	3	4	5	6	7	8
9	10	11	12	13	14	15
16	17	18	19	20	21	22
23	24	25	26	27	28	29
30						

A series of horizontal lines for task entry, with a vertical dashed red line on the left side.

**Monday** Dec 7

---

---

---

---

---

---

---

---

**Tuesday** 8

---

---

---

---

---

---

---

---

**Wednesday** 9

---

---

---

---

---

---

---

---

**Thursday** 10

---

---

---

---

---

---

---

---

**Friday** 11

---

---

---

---

---

---

---

---

**Saturday** 12

---

---

---

---

---

---

---

---

**Sunday** 13

---

---

---

---

---

---

---

---

this week · file by day

Mo	Tu	We	Th	Fr	Sa	Su
7	8	9	10	11	12	13

A series of horizontal lines for task entry, with a vertical dashed red line on the left side.



# Daily

· Monday · Dec 7

< [week tasks](#) > [next week](#)

A series of horizontal lines for writing, starting from a vertical dashed red line on the left side of the page.

















**Monday** Dec 14

---

---

---

---

---

---

---

---

**Tuesday** 15

---

---

---

---

---

---

---

---

**Wednesday** 16

---

---

---

---

---

---

---

---

**Thursday** 17

---

---

---

---

---

---

---

---

**Friday** 18

---

---

---

---

---

---

---

---

**Saturday** 19

---

---

---

---

---

---

---

---

**Sunday** 20

---

---

---

---

---

---

---

---

this week · file by day

Mo	Tu	We	Th	Fr	Sa	Su
14	15	16	17	18	19	20

A large, empty area with horizontal lines for writing tasks, starting from the table below and extending to the bottom of the page. A vertical dashed red line is positioned on the left side of this area.























**Monday** Dec 21

---

---

---

---

---

---

---

---

**Tuesday** 22

---

---

---

---

---

---

---

---

**Wednesday** 23

---

---

---

---

---

---

---

---

**Thursday** 24

---

---

---

---

---

---

---

---

**Friday** 25

---

---

---

---

---

---

---

---

**Saturday** 26

---

---

---

---

---

---

---

---

**Sunday** 27

---

---

---

---

---

---

---

---

this week · file by day

Mo	Tu	We	Th	Fr	Sa	Su
21	22	23	24	25	26	27

A large area for task entry, featuring a vertical dashed red line on the left side and horizontal grey lines for writing.



---

A blank lined page for notes or tasks. The page features horizontal grey lines and a vertical orange dashed line on the left side.






A blank page for writing with horizontal lines and a vertical dashed line on the left side.

The page features a vertical dashed orange line on the left side, extending from the top header to the bottom. The main body of the page is filled with horizontal grey lines, providing a ruled area for text entry. The background is a light cream color.





A series of horizontal gray lines for writing, filling the main body of the page.







**Monday** Dec 28

---

---

---

---

---

---

---

---

---

---

**Tuesday** 29

---

---

---

---

---

---

---

---

---

---

**Wednesday** 30

---

---

---

---

---

---

---

---

---

---

**Thursday** 31

---

---

---

---

---

---

---

---

---

---

**Friday** Jan 1

---

---

---

---

---

---

---

---

---

---

**Saturday** 2

---

---

---

---

---

---

---

---

---

---

**Sunday** 3

---

---

---

---

---

---

---

---

---

---

this week · file by day

Mo	Tu	We	Th	Fr	Sa	Su
28	29	30	31	1	2	3

A large area for task entry, featuring a vertical dashed red line on the left side and horizontal grey lines for writing.







Lined writing area with a vertical dashed red line on the left side.











