


<How to use scanb>

This is a simple guide to use scanb. If you can read Japanese, you would probably don't need this.

-What is scanb?

Scanb is a Japanese book scan service. You can send Japanese books to them directly from Japanese online bookstores such as Amazon Japan and Rakuten books, and can get the books scanned (PDF Format/300 dpi).



Their service is really cheap and the scan quality is very nice (Check the sample images from their website: [sample1](#), [sample2](#), [sample3](#)). You can use their service from outside of Japan. You can even buy used books which usually cannot be shipped to outside of Japan. And the Japanese used books are really clean usually.

<What you should know before doing this.>

-Scanb never sends you back your books. They only send you the scan data (**PDF format/300dpi**). Your books will be disposed after being scanned.

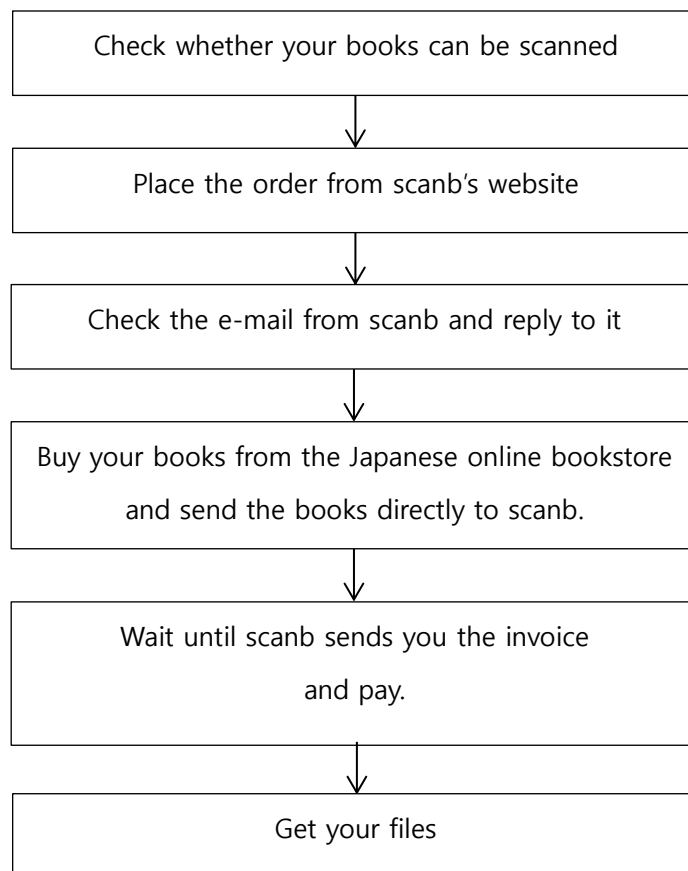
-If your book has a CD/DVD, scanb does send you back the CD/DVD when you request. **BUT THEY NEVER SHIP TO OTHER COUNTRIES.** And they DON'T send you the data from the CD/DVD.

-When you request scanb to scan your books, scanb assumes that you already contacted to the copyright holders and got permission to scan their books. **But they never check if you actually got permission from the copyright holders.** They don't even ask. This is just the way they avoid the copyright issue.

-Originally, you're not allowed to share the scan data that are scanned by scanb's service.

-Scanb will never take any responsibility for any legal/copyright issues that may arise by your illegal behavior.

<Overall work flow>



<Scan fee>

Basic charge + option fee (it depends on your option) + tax (8%)

Basic charge: 80 yen per book (until less than 300 pages)

※if your book has more than 300 pages: +80 yen every 200 pages.

Ex> 301 ~500 pages : 160 yen per book, 501~700 pages: 240 yen per book.

The option fee won't change regardless of the number of pages.

Part 1. Check whether your books can be scanned

Scanb doesn't accept your books in the following cases.

-The author of your book is on this list: (<https://scanb.jp/noscanlist>)

This is the list of the authors who already requested scanb not to scan their books. **You need to make sure that the author of the book that you want to scan is not on the list.**

-The paper of the book is too thin.

Ex: dictionary, newspaper, phone book, etc

-The paper of the book is too thick.

Ex: some picture books/photo books whose paper is extremely thick.

-The size of the book is larger than A3.

-The book is too dirty.

-Magazines.

Ex: Comic magazines, fashion magazines, sports magazines, etc

-Books that are already cut

In these cases, the books will be either disposed or sent back to you if you request. **But you should remember that they don't ship to other countries.**

Part 2. Place the order from scanb's website.

You can place an order from <https://scanb.jp/order>

Fill out the form. The red squares are the important parts.

ご希望のサービスをご選択下さい

オンライン書店で購入される本の電子書籍化 ▼

Choose the 2nd option, which is "send books directly from online bookstores"

お名前

your name. full name is recommended.

フリガナ

your name in katakana.

メールアドレス

your e-mail address

郵便番号【7桁】 Postal code

※郵便番号を入力すると該当の住所が自動入力されます

〒 skip Just leave it as blank

ご住所 1

※海外にお住まいのお客様は、国名のみご記入ください

your address. just the country name is enough (ex> アメリカ)

ご住所 2 【以降の住所を入力してください】 Detailed address

skip Just leave it as blank

おおよそのご注文冊数 How many books that you want to scan.

1~20冊 Normally, it would be 1~20 ▼

お支払い方法をご選択ください The method of payment. Choose the Paypal

銀行振込 Paypal決済(クレジットカード決済)

PDFファイルの納品方法をご選択ください The device where you want to download. Choose PC

PCからダウンロード
 タブレットやスマートフォンからダウンロード

<Choose the color scan option.>

カラスキャンオプション Color option

各カラスキャンオプションのご説明

つけない

つけない No color scan (black & white)

おまかせ便(+50円) A.Omakase (+50 yen per book)

表紙のみカラスキャン(+50円) B Cover only (+50 yen per book)

フルカラスキャン(+50円) C.Full color scan (+50 yen per book)

パーフェクトスキャン(+100円) D.Perfect scan (+100 yen per book)

つけない

A. Omakase (+50 yen per 1 book)

The advertisement features a central illustration of a staff member in a blue uniform and cap. To the left, two books are shown: one with a blue cover titled '影響力の武器' (Weapons of Influence) and another with a brown cover titled 'おつまみ 居酒屋' (Appetizers Izakaya). Red arrows point from these books towards the staff member. Above the books, the text '人気 NO.1 おまかせ便' (Popular No.1 Omakase Service) is displayed. Below the books, the text '表紙のみカラー B. Cover only' and 'フルカラー C. Full Color' are shown. To the right of the staff member, a large orange circle contains the text 'おまかせ 楽々' (Omakase, so easy) and a green circle contains '色ムラなし' (No color unevenness). A white box at the top right of the advertisement displays '50 円/1冊分' (50 yen per book). Below the staff member, the text reads: '作業員が、一冊ごとに目視で適切なカラーオプションを判断してスキャン致します。' (Staff will visually check each book and scan with the appropriate color option).


The staffs will decide either "B. Cover only" or "C. Full color". They will decide the color option one by one (not page by page, but book by book).

This option can be useful when you order too many books at once so you don't want to set their color options individually.

B. Cover only(+50 yen per book)

表紙のみカラースキャン

表紙カバー 本文(グレー)



Cover(front) The other pages

50 円/1冊分

表紙カバー、中表紙(厚紙)、続くカラーの口絵部分を全てカラーで、本文はグレーでスキャンするオプションです。
ページに沿ったカラー設定で発色されますので、黄ばみが無くなり色ムラが起こりません。

Only the cover(front) will be color scanned. The other pages will be black & white.

C. Full color scan(+50 yen per book)

フルカラースキャン(全ページ)

表紙カバー 本文(カラー)



Cover(front) The other pages

50 円/1冊分

表紙カバーから中表紙(厚紙)、本文まで全ページフルカラーでスキャンするオプションです。
iPad等のカラー液晶端末で閲覧する際、カラー写真やイラストがメインの書籍にオススメです。

The cover(front) & the all of the pages will be color scanned.

The back cover is NOT guaranteed to be scanned. (You'll get the back cover only if you're lucky)

D. Perfect scan(+100 yen per book)

パーフェクトスキャン

表紙+背表紙 カバー袖 本文 裏表紙

100円/1冊分

表表紙からカバー袖、裏表紙まで全てをスキャンするオプションです。(帯は含まれません) 本文は目視で1ページずつ確認し、白黒のページは白黒で、カラーページはカラー設定でスキャン致します。

Cover(front) +spine Cover sleeve The other pages Cover(back)



You'll get the scan of front cover, book spine, cover sleeve, back cover, and the other pages. And the staffs will decide the color option page by page. So the color pages will be color scanned and the black & white pages will be scanned as black & white.

<Choose other options>


-OCR(+80 yen per book)

その他オプション Other options

OCR処理 **OCR**

つけない
つけない **No**

OCR処理をつける(+80円) **Yes(+80 yen per book)**



The OCR accuracy is 92% on average.

-Fast scan(+100 yen per book)

特急便 Fast scan

つけない

つけない No

特急便をつける(+100円) Yes(+100 yen per book)

You can get the scan data within 2 days from the book arrival. (until less than 200 books)

If you don't choose this option, it'll take **9 days** after the book arrival. If your books are more than 20 books, it will take even longer.

 特急便(+100円) Fast scan(+100 yen)

2日以内 Within 2 days

 通常便 Normal

The number of the books

Days

1~20冊	9日
21~50冊	15日
51~100冊	25日
101~200冊	35日
201~300冊	45日

※301冊以上のご依頼は、
+100冊につき+10日となります。

If you order more than 300 books,
+10 days every 100 books

- Optimization for kindle paperwhite, iPhone, etc (+80 yen per book)

各電子書籍端末最適化

つけない **No**

最適化のオプションを選ばれた方は、機種名を詳しくご記入ください。
(×kindle⇒○kindle Paperwhite)

Leave it as blank

※主にKindle Paperwhite等のE-ink端末や、iPhone等スマートフォン向けのオプションです。
iPadやKindle FireHD等の液晶タブレットは、最適化を行わず基本ファイルのまま、閲覧自体に支障はございません。
納品から30日以内は書籍データファイルを保管しておりますので、万が一基本ファイルで見辛さがございましたら、後ほどの追加依頼をご検討ください。

It's the option for the mainly E-ink devices such as kindle paperwhite. We're gonna just skip this option.

-JPG option (+80 yen per book)

JPG化オプション

つけない **No**

You can get JPG files in addition to PDF files.

We can convert PDF files into JPG files by using free software. So let's skip this one too.

個別の書籍毎にオプションを指定される場合は、以下の2通りの方法が御座います。

記入例を参考に、下部のボックスへ御記載下さい。

(1)下のボックスに【本のタイトル・オプション名】をご記入下さい。

ボックスの記入例：『銀河鉄道の夜/OCR処理、フルカラー scans』

(2)当社担当者が判別可能な様に、お荷物内でご指定のオプション毎に分けてお送り下さい。

ボックスの記入例：【荷物内で紙袋に入っている書籍は特急便】

また、TwitterRTで3冊無料キャンペーンに参加される方は、TwitterのIDをご記入ください。

※その他ご希望

Only if you want to set the option individually

```
「book title1 / option1, option2」  
「book title2 / option1」  
「book title2 / option1, option2, option3」  
.....
```

TwitterRTで3冊無料キャンペーンに参加
TwitterのID: (your twitter account)

Only if you want to use their twitter promotion(※)

If you want to request something to them, write it here.

(in Japanese)

If none of those cases apply, you can leave it as blank.

※About their twitter promotion.

If you RT their tweet, you can get free scan(only the basic charge) up to 3 books.

You can use this promotion **only once**.

If you want to use this, **click the tweet button from the top right of their webpage**,



And tweet it.

リンクをあなたのフォロワーに共有する

RT @scan_b_ 【RTで3冊無料！】1冊80円の書籍スキャン代行キャンペーンです！このツイートをRTで基本料金3冊まで無料です。お試しにどうぞ♪ <https://scanb.jp> @scan_b_さんから

click

ツイート

And copy & paste the message below to the last part of the order form. And put your twitter account.

TwitterRTで3冊無料キャンペーンに参加

TwitterのID: (your twitter account) ← This is where you should put your twitter account

This promotion is not totally free. **The option fee will be charged.**

Finally, check "Agree to the terms of use". And click the "送信(send)"

最後に、以下3点の項目にご同意ください。(必須)

- (1)納品されたPDFファイルの使用は私的な範囲(個人的または家庭内その他これに準ずる限られた範囲)に留めます。
- (2)他人への譲渡、売却、貸与、ウェブやLANへのアップロード、その他私的な範囲を超える目的でのコピーは行いません。
- (3)「著作権について」に同意します。

以上の3点に同意します。



【ご注文の完了まで10秒程お待ち下さい】

You need to wait 10 seconds after clicking "送信(send)"

Part 3. Check the e-mail from scanb and reply to it

After you place the order, you'll get the auto-confirmation e-mail. And then, they will send you **another mail** within 24 hours.

There are **2 things** you need to do after you get this e-mail.

※Their e-mail address is info@scanb.jp . Make sure that your e-mail service doesn't block their e-mail.

[Step 1] In the online bookstore (such as Amazon Japan), add a new address to your account.
Copy 'the name' & address from the e-mail, and paste them to the new address of your account.

This is what you will see from the e-mail

Title: 【スキャンピー】書籍送付先のご連絡となります

(Your name)様 ← This is the name that you wrote in the scanb order form.

書籍スキャン代行サービスのスキャンピーです。
下記の内容でご注文を承りました。
この後は簡単2ステップで、お客様の元に
オンライン書店でご注文された書籍を、電子化してお届けします。

【ステップ1】

まず、オンライン書店で購入される書籍の送り先住所を
以下の住所に設定してください。

【宛先名】 : スキャンピー(your name) ← This is the name you should use for the address

【宛先住所】 : ← This is the address where you should send your books

〒160-0023

東京都新宿区西新宿7丁目14-5-1F

Tel: 03-6908-7095

.....

Please note that you have to set "スキャンピー(your name)" as your name for the address.

EX> if you used the name "Gordon Ramsay" when you ordered the scan service,

You should send your books to

Name: スキャンピー-Gordon Ramsay

Postal code: 160-0023

Address:

東京都新宿区西新宿7丁目14-5-1F

Tel: 03-6908-7095

Add the address on Amazon Japan.

Your Account > Your Addresses > [New Address](#)

Add a new address

Or pick up your packages at your convenience from our self-service locations. To add an Amazon Pickup Point or Locker, click [here](#).

Country/Region

Japan

Full name

スキャンピー(Your name)

Postal code

160 - 0023

Prefecture

Tokyo-to

Address

新宿区西新宿7丁目14-5-1F

As “東京都” means “Tokyo-to” you can starts from “新宿区”

Company name or Apartment name

Phone number

03-6908-7095

May be used to assist delivery

Add delivery instructions

Weekend delivery

∨ [Which days can you receive packages?](#)

Add address

They will recognize you by the name.

[Step 2] You should reply to the e-mail. And you need to tell them the total number & titles of your books in the reply.

For example, if you ordered 3 books, write something like this.

「Book Title 1」

「Book Title 2」

「Book Title 3」

“全部で3冊です。よろしくお願ひします”

Or

“合計3冊でお願ひします”

Or

“合計: 3冊”

Or

“合計冊数は3冊です。お願ひします”

etc

You can use google translator. Just 1~2 sentences are enough if you can tell them the titles & the total number of your books. The most important thing is the total number of your books.

After you send the information about your books to them, they'll send you back the mail like this.

(Your name)様

お世話になっております。スキャンピーです。

ご注文の冊数を確認致しました。 ← **“We confirmed the number of books that you ordered.”**
書籍のご到着をお待ちしております。

※全ての書籍が到着致しましたらスキャン作業を行いますので、
万が一欠品が発生された場合は、
ご連絡をいただけますと幸いです。

“We will start to scan after all the books arrive. So please let us know in case the number of the books changed”

また、オンライン書店からの直送のご依頼は、
業務効率化のため、着荷連絡をお送りしておりません。

...

“If you’re sending the books directly from the online bookstore, we don’t send any notification of book arrival in order to improve our work efficiency.”

Part 4. Buy your books from the Japanese online bookstore and send the books directly to scanb.

Now you can buy the books from the Japanese online bookstore. You can even buy the used books which are cheaper and clean usually. **Just make sure that you’re sending the books to the address that you added in part 3.**

Part 5. Wait until scanb sends you the invoice and pay.

Now all you need to do is just to wait. When they finish scanning, they will send you the paypal invoice. Then pay your fee and just wait.

※It seems that they send you the scan files before the payment if you choose the fast scan option. So if you chose fast scan option, part 5 and part 6 will be switched. You’ll get the file first and the invoice later. In this case, just don’t forget to pay the fee.

Part 6. Get your files.

They will send you **the download link & the download key** after they confirmed your payment. The download link will be automatically disabled **after 30 days.**

If you open the download link, you'll see this.

新着情報： [燃え上がるのはファイルか、魂かー。アニメーション映画『プロメア』特別展開催！](#)

ダウンロード アップロード 面白いRPG

以下のファイルがダウンロード可能です。

0%

ダウンロード期限 **2019年6月26日(水)**

ダウンロードキー

[そのダウンロード、ギガスタなら10倍速で9。](#)

ファイルサイズ 74.12MB
ウイルスチェックにより脅威なしと診断されました。
ダウンロードが始まらない場合は画面をこちらよりリロードしてください。

アップロードされたファイルの削除を行う方はこちら。

削除KEY:

Don't use this. It's delete function.
We don't know the delete key, but it could be same as the download key

[グを簡単チェッ](#)
[ぐに使える画像](#)
[共有サービス](#)

Put the download key and click "ダウンロード開始"

Don't use this. It's delete function.
We don't know the delete key, but it could be same as the download key

Done!