

WEEK 4 ASSIGNMENT

Visual Development: Dynamic Sketching



Assignment 1

Drawing Animal Skeletons




Fig. 1 First, establish the gesture of the subject.

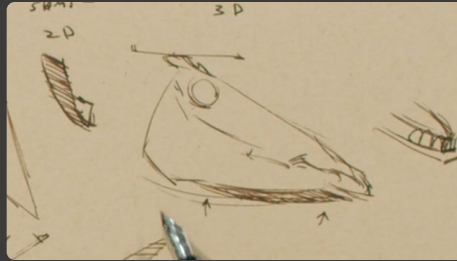


Fig. 2 Block in the main shapes and 3D structure.

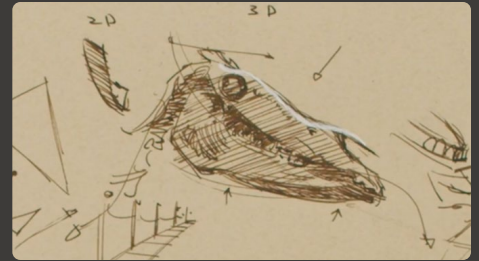


Fig. 3 Refine small details, add values, and introduce highlights for completion.

Draw eight (8) single pages of animal skeletons from the side and frontal views. First, envelope the skeleton and establish its gesture. Block in the main structures and shadow shapes. Then, slowly draw the small details. Add values to the overall drawing and introduce white on the highlights.

Materials: Fountain pen or artist pen, white China marker or white pastel pencil, white gel pen, tan cardstock

The goal of this assignment is for you to analyze and break down a 3D subject into a 2D structure. Start to store these pages in a sketchbook. By the end of this course, your sketchbook will become a journal of your learning experience.