

# WEEK 12 ASSIGNMENT

## Visual Development: Dynamic Sketching [🔗](#)



### Assignment 1

#### Drawing Planes




Fig. 1 Start with blocking in the gestures and big shapes.




Fig. 2 Develop the 3D structure while paying attention to the perspective.




Fig. 3 Introduce tones and refine the details. You have the option to add highlights for completion.

Draw eight (8) single pages of mechanical planes. You can work from life or use the photo references provided by NMA in this lesson. Focus on the design of the gesture, shape, and structure of the subject. You can use an artist pen, ballpoint, and/or markers for this assignment. You also have the option to add white to your drawings for completion.

**Materials:** Artist pen or ballpoint or marker, white China marker or white pastel pencil, white gel pen, tan cardstock

*Refer to the instructor's lecture as much as needed. You can visit museums to draw the planes from life.*