

WEEK 11 ASSIGNMENT

Visual Development: Dynamic Sketching [🔗](#)



Assignment 1

Drawing Military Vehicles

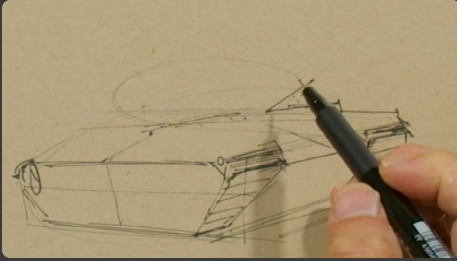


Fig. 1 Start with blocking in the gestures and big shapes.




Fig. 2 Develop the 3D structure while paying attention to the perspective.




Fig. 3 Introduce tones and refine the details. You have the option to add highlights for completion.

Draw eight (8) single pages of military vehicles using the photo references provided by NMA in this lesson. Focus on the design of the gesture, shape, and structure of the subject. Include some close-ups of the tank wheels. You can use an artist pen and/or markers for this assignment. You also have the option to add white to your drawings for completion.

Materials: Artist pen or marker, white China marker or white pastel pencil, white gel pen, tan cardstock

Refer to the instructor's lecture as much as needed.