

# WEEK 10 ASSIGNMENT

## Visual Development: Dynamic Sketching



### Assignment 1 Drawing Cars




Fig. 1 Start with blocking in the gestures and 2D proportions utilizing basic forms.




Fig. 2 Develop the 3D structure, then introduce tones.




Fig. 3 You have the option to add highlights for completion.

Draw eight (8) single pages of cars using the photo references provided by NMA in this lesson. Focus on the design of the gesture, shape, and structure of the subject. Do a few profiles and 3/4 views of the cars. You can also draw close-ups of the wheels. Use an artist pen or a ballpoint pen for this assignment. You also have the option to add white to your drawings for completion.

**Materials:** Ballpoint or artist pen, white China marker or white pastel pencil, white gel pen, tan cardstock

*Refer to the instructor's lecture as much as needed. You can start with simple car designs, then attempt the more complex ones.*