




Gummi · Metall · Technik

Bump Stop Primary Suspension
GMT No. 62049602

Maintenance Manual

Bump Stop Primary Suspension

GMT No. 62049602



Freigabe

Date	Document Number	Index	Page
2020-07-01	WH_62049602_Bump Stop Primary Suspension_en	00	1 19



Gummi · Metall · Technik

Table of Contents

1	On this manual	4
1.1	Applicable Documents	4
1.2	Presentation convention	4
2	Safety	5
2.1	Safety instructions	5
2.2	Accident prevention regulations	5
2.3	Graduated warning and safety messages	5
2.4	Intended Use	5
3	Product description	5
3.1	Designation of delivery item	5
3.2	Description of delivery item	5
3.3	Technical specifications	6
3.4	Identification	6
4	Transport and Storage	6
4.1	Transport	6
4.2	Storage	6
5	Assembly	8
5.1	Mounting instructions	8
6	Initial operation	8
7	Operation	8
8	Maintenance	9
8.1	Maintenance intervals	9
8.2	General instructions	9
8.3	Range of coverage	9
8.4	General	9
8.5	Service life and Control	10
8.6	Replacement	11
8.7	Media resistance	12
8.7.1	General information	12
8.7.2	Resistance against environmental impacts and loads	12

Freigabe

Date	Document Number	Index	Page
2020-07-01	WH_62049602_Bump Stop Primary Suspension_en	00	2 19



Gummi · Metall · Technik

8.7.3	Resistance against machine cleaning	12
8.8	Cleaning	13
8.9	Fire protection	14
9	Decommissioning	14
10	Disassembly	14
11	Disposal	14
12	Error identification	14
13	Annex	15
14	Subject Index	17
15	Index	18

Freigabe

Date	Document Number	Index	Page
2020-07-01	WH_62049602_Bump Stop Primary Suspension_en	00	3 19

1 On this manual

INFORMATION

These maintenance instructions for rubber-metal components refer exclusively to the visual inspection of the components when installed during operation in the vehicle depot.

The separate maintenance instructions of the vehicle manufacturer are authoritative for the inspection and main inspection of the bogies!

This maintenance manual describes the necessary maintenance operations incurring throughout the service life of the rubber metal parts.

Proposals are made for the necessary tools and auxiliary devices and the necessary dimensions are named.

The maintenance intervals are based on the specification data and may be adapted according to the findings from the operation.

Criteria are described in which the parts are to be replaced or respectively forwarded to the supplier for an assessment of the further applicability.

1.1 Applicable Documents

- Drawing GMT No. 62049602
- DIN 7716:1982-05: Rubber products; requirements for storage, cleaning and maintenance
- ISO 2230:2002-04: Rubber products - Guidelines for storage
- DIN EN 13913:2003-08: Railway applications - Rubber suspension components - Elastomer-based mechanical parts
- DIN EN 45545-1:2013-08: Railway applications - Fire protection on railway vehicles

1.2 Presentation convention

The following representations are used in these manual:

NOTICE



- Indicates situations or maloperation that may lead to material damage.

INFORMATION

- Indicates important information or instructions.
- Failure to comply with these instructions will prevent or substantially hinder the successful completion of the actions described in this documentation.

Date	Document Number	Index	Page
2020-07-01	WH_62049602_Bump Stop Primary Suspension_en	00	4 19

2 Safety

2.1 Safety instructions



This manual contains important warnings and safety instructions which must be observed by the user.

The product may only be used and operated by qualified personnel who are capable of complying with the necessary safety precautions for use and operation.

The repair of the product may only be carried out by the supplier or by the qualified personnel trained for this purpose.

Any damage resulting from non-compliance with the safety regulations and operating instructions described in this manual are excluded from the warranty and liability claims against the manufacturer!

2.2 Accident prevention regulations

Besides the instructions in this manual, the personnel must be familiar with all applicable local accident prevention regulations and the national safety regulations and must always comply with them.

2.3 Graduated warning and safety messages

The following icons and standard text formats are used in this manual:

CAUTION



- Indicates a hazard that may result in minor or moderate injuries.
- This is the general warning sign. It is used to alert the product user to potential hazards. All safety statements that follow this symbol must be followed in order to prevent possible damage.

2.4 Intended Use

The Bump Stop Primary Suspension is exclusively intended for installation in rail vehicles. The parts may only be used and installed under the intended operating conditions. Should individual parameters deviate, this must be agreed with GMT GmbH in order to exclude dangers and damage. The intended use also includes the observance of the instructions in this maintenance manual as well as the performance of tests and maintenance.

3 Product description

3.1 Designation of delivery item

Bump Stop Primary Suspension GMT No. 62049602

3.2 Description of delivery item

- not applicable -

Date	Document Number	Index	Page
2020-07-01	WH_62049602_Bump Stop Primary Suspension_en	00	5 19

3.3 Technical specifications

Technical Specifications	
Diameter	77 mm
Height	62 mm
Weight	0.2 kg
Temperature range / operating conditions	-30 °C to +70 °C

Table 1: Technical specifications

3.4 Identification

Marking in rubber (raised)

GMT-Logo

Date of manufacture

62049602

4 Transport and Storage

4.1 Transport

- not applicable -

4.2 Storage

The storage of elastomer components is regulated in DIN 7716:1982-05 and ISO 2230:2002-04 and mainly covers long-term storage (longer than 6 months). However, it can also be used for short-term storage (less than 6 months), e.g. production or delivery storage with continuous material flow.

Storage and storage time recording of elastomer components are described in ISO 2230:2002-04. In this standard the elastomer products are divided into three groups with different storage times. These are shown in table 2.

The elastomer of the Bump Stop Primary Suspension is part of group 1.

Classification acc. to ISO 2230:2002-04	Designation	Storage time (in years)	Extension of storage time (in years)*
Group 1	NR (Natural Rubber)	5	2
Group 2	NBR (Acrylic Nitrile Rubber), CR (Chloroprene Rubber)	7	3
Group 3	EPDM (Ethylene-propylene Rubber)	10	5

* same storage conditions as for the initial storage time

Table 2: storage times of elastomers

The storage temperature should be below +25 °C and products should be stored away from direct sources of heat such as boilers, radiators and direct sunlight.

If the storage temperature is below +15 °C, handle the stored products carefully as they may have stiffened and become susceptible to distortion.

The temperature of products taken from such low-temperature storage should be raised to approximately +30 °C throughout their mass, before the products are put into service.

Date	Document Number	Index	Page
2020-07-01	WH_62049602_Bump Stop Primary Suspension_en	00	6 19

Care must be taken to ensure that the components are protected from air supply, in particular to keep away the ozone which is detrimental to elastomers.

The storage of elastomeric products in humid storage areas is to be avoided. Condensation should not occur. A relative humidity of 65 % in the storage room is most favorable.

NOTICE



- Solvents, fuels, lubricants, chemicals, acids, brines, disinfectants or suchlike are not allowed in the storage room.

Elastomer products are to be stored stress-free which means without tension, compression or any other deformation since stress promotes a lasting deformation as well as the development of cracks, unless this is provided for constructively.

NOTICE



- Particular metals, especially copper and manganese have a damaging effect on rubber products

Due to this, rubber products should not be stored in contact with these metals but have to be protected by packaging them or by covering them with a layer of a suitable material, e.g. paper or polyethylene.

The material of the containers and the material for packaging- and covering should not contain any damaging ingredients for the rubber products, e.g. copper or copper-containing alloys, petrol, oil or suchlike.

NOTICE



- Foils containing softeners are not allowed to be used as packaging material.

If rubber products have to be powdered, the powder should not contain any harmful ingredients for rubber-products. Appropriate materials for powdering purposes are French chalk, prepared chalk, fine-grained mica flour and rice starch.

Date	Document Number	Index	Page
2020-07-01	WH_62049602_Bump Stop Primary Suspension_en	00	7 19

5 Assembly

5.1 Mounting instructions

The assembly and disassembly is carried out according to the specifications of the rail vehicle manufacturer.

INFORMATION

- When mounting rubber-metal components, the forces and torques or paths and angles shown on the drawing GMT No. 62049602 (see Annex) are not to be exceeded by more than 20 %.
- If possible, do not introduce the assembly forces via the elastomer.
- Apart from static pre-loads, the components are virtually free of tension after installation.

NOTICE



- In particular it must be ensured that the exposed rubber surface is not damaged during installation.

6 Initial operation

- not applicable -

7 Operation

- not applicable -

Date	Document Number	Index	Page
2020-07-01	WH_62049602_Bump Stop Primary Suspension_en	00	8 19

8 Maintenance

8.1 Maintenance intervals

Action	Mileage	Chapter
Visual check	<ul style="list-style-type: none"> - within 6 months after installation - thereafter all least once per year - after an operating period of 8 years testing and evaluation with the involvement of the manufacturer 	see chapter 8.5
Bonding test	<ul style="list-style-type: none"> - within 6 months after installation - thereafter all least once per year - after an operating period of 8 years testing and evaluation with the involvement of the manufacturer 	see chapter 8.5
Exchange of elastomer components		see chapter 8.6
Cleaning of elastomer products		see chapter 8.8

Table 3: Maintenance intervals

8.2 General instructions

Controlling, cleaning and maintaining rubber-metal parts and molded rubber parts

8.3 Range of coverage

The following guidelines apply to elastomeric components and rubber-metal components, based on the use of caoutchouc and rubber in pure form. Alternatively to metallic materials partially plastics are used. These documentation were drawn up in line with DIN 7716:1985-05 and ISO 2230:2002-04 and are also valid for the use of synthetic rubber products regarding the general conditions.

8.4 General

Under unfavorable storage conditions or improper treatment most elastomer products change their physical properties. This can lead to a significant decrease in lifetime of elastomer products. For example from excessive hardening, softening, permanent deformation as well as from flaking, cracks or other surface damage they can become unusable. The changes can be caused by the influence of oxygen, ozone, heat, light, humidity, solvents or by storing under stress.

Properly stored and treated rubber products remain virtually unchanged in their characteristics for a certain period of time.

INFORMATION

Rubber-to-metal-bonded parts are mainly suited for the usage in compression- and shear-loads. Pulling-loads should be avoided.

Date	Document Number	Index	Page
2020-07-01	WH_62049602_Bump Stop Primary Suspension_en	00	9 19

8.5 Service life and Control

Elastomers are subject to a natural aging process and are not durable.

The service life of elastomer-components depends on the design and the strain of the component and conforms to the specific agreements of the order.

INFORMATION

- If elastomer components are only exposed to loads within the permissible range during the operating time, a maximum service life of 8 years can be assumed.
- During this operational period, elastomer components are maintenance-free. This does not exclude a visual inspection or control of the elastomer components.
- A visual inspection of the elastomer components must be carried out no later than 6 months after installation and then at least once a year.
- At the latest after reaching an operating time of 8 years, an examination and evaluation of a representative number of components must be carried out with the involvement of the manufacturer. If necessary, a residual life test should be carried out.

Regular visual inspections are essential for checking the condition of the elastomer components.

When visual inspection or inspection of an elastomer component, take care i.a. on:

- Fatigue cracks at the connecting ends of the elements
- discoloration
- volume changes
- Surface cracks in the body of the element

INFORMATION

- If you experience any damage or irregularities, report immediately.
- Document the observation according to the operational regulations.
- If necessary, replace the faulty element.

The bonding test between rubber and metal can be carried out by hand. The rubber can thereby be pressed back with a dull test-iron (edge with radius).

The use of sharp objects for inspection is not allowed!

NOTICE



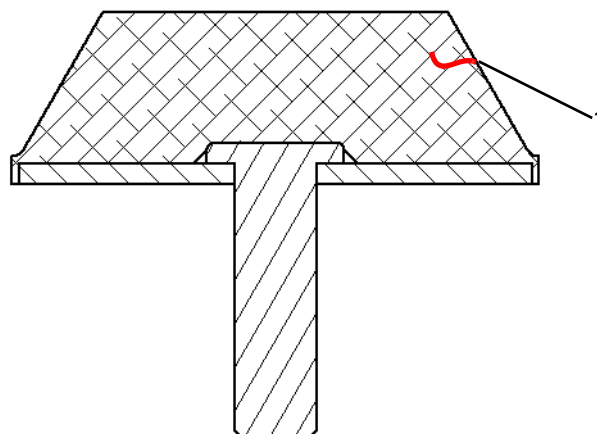
- Partial border delamination in the bonding zone between the elastomer and metal or surface cracks in the individual elastomer layers are to be reported immediately.
- These areas must be examined in regular intervals.
- If necessary, a performance and safety test of the components under participation of the manufacturer is to be initiated.

Date	Document Number	Index	Page
2020-07-01	WH_62049602_Bump Stop Primary Suspension_en	00	10 19

8.6 Replacement

A replacement of elastomer components or elastomer-metal components is required e.g. in the following cases when

- more than 10 clearly visible cracks per cm² have appeared on the rubber surface as a result of atmospheric exposure
- the parts have swollen strongly, due to inadmissible oil-moistening.
- a loss in the rubber-metal bonding (possibly due to rust creep or corrosion of the metal parts) has occurred
- there is mechanical damage which could lead to a further destruction of the product due to sensitivity for notches of natural rubber
- local bulges are visible that do cover the entire side and with a depth of a multiple of the layer thickness
- Frayed bulges occur parallel to metal parts
- an above-average deformation occurs on metal parts of an elastomer-metal component as a result of deflection
- a crack depth >6 mm is reached (both in rubber itself as well as at the transitions to the metal)




[1] Replacement criterion: crack depth > 6 mm

Figure 1: Crack depth

During operation a white-grayish film might show on the rubber surface. This film is aging protecting wax or compounding ingredients that are blended with the elastomer compound to protect against ozone and other environmental influences. Due to component deformations these ingredients migrate to the surface of an elastomeric component. In the area of wrinkles the film might be levigated.

At first sight, such an area can be diagnosed incorrectly as cracks in the elastomer or sulfur rash. This folding is typical for the structure of the elastomeric surface and is caused by compression of the component and the incompressibility of the elastomer. Should uncertainty persist, report to the supervisor.

Date	Document Number	Index	Page
2020-07-01	WH_62049602_Bump Stop Primary Suspension_en	00	11 19



[1] Discoloration

Figure 2: Discoloration example

8.7 Media resistance

8.7.1 General information

The bogie components include rubber compounds out of natural rubber with different shore hardness and related synthetic rubber composites. The chemical resistance of these rubber compounds is chosen according to the mechanical requirements and therefore is comparable among each other.

8.7.2 Resistance against environmental impacts and loads

The rubber compounds used in bogies are resistant to environmental influences under normal climatic conditions which mean temperatures between -30 °C to +70 °C. Resistance against climatic influence, especially against ozone, and higher temperatures, caused e.g. by the waste heat of motors, is improved by the proportioning of appropriate chemicals.

INFORMATION

- The elastomers used are resistant against loads which are usual in railway application.
- Pollutions caused by oil and lubricants as well as feces have to be removed regularly by using cleaning agents commonly used for bogies.
- Elastomers made of natural rubber are not permanently resistant against mineral oils and fuels.

8.7.3 Resistance against machine cleaning

The elastomers used are resistant against phosphoric acids and hydrochloric acids as well as against alkaline cleaning agents used for cleaning of the exterior of vehicles.

The resistance has been proven at selective elastomers made of natural rubber in test fluids according to DIN EN 13913:2003-08 representing other cleaning agents which are customary in trade.

INFORMATION

Non pH-neutral cleaning agents

- Non pH-neutral cleaning agents damage the rubber.
- Use cleaning agents with a neutral pH-value. Do not use cleaning agents containing non-polar solvents (e.g. petrol). The components of the bogie have to be rinsed with water after the cleaning process otherwise the rubber-metal-bonding has to be protected against cleaning agents by constructive measures.

Date	Document Number	Index	Page
2020-07-01	WH_62049602_Bump Stop Primary Suspension_en	00	12 19

8.8 Cleaning

The components can be cleaned using detergents mentioned in table 4. The specified concentrations as well as the specifications of manufacturer shall be observed obligatorily. The residues of the detergents shall be rinsed with clear water. The cleaned component has to be dried at room temperature.

NOTICE



Use of other differing cleaning agents

- The use of different detergents can damage the rubber.
- Only use detergents mentioned in table 4.

Detergent	Concentration
Alkaline detergent	
Oxalic detergent	
Rapidol A	10 %
Rapidol W	10 %
Rapidol 58	10 %
Rapox	5 %
Rapox OS	5 %

Table 4: Detergents

NOTICE



Cleaning with sharp objects

- The use of sharp-edged objects (e.g. wire brushes, emery paper, etc.) is not permitted for cleaning elastomer products!

Brief overview of resistance behavior or different elastomer compounds:														
	GROUP 1			GROUP 2						GROUP 3				
	NR			NBR	CR						EPDM			
acid resistance	B			B	A						A			
alkali resistance	B			B	A						A			
oil resistance	U			A	B						U			
Resistance to fuel	U			B	U						U			
Solvent resistance	U			B	B						B			
ozone resistance	B			B	A						A			
weatherability	B			A	A						A			
A = very good, little or no attack														
B = satisfactory, moderate to severe attack. Please contact the manufacturer!														
U = unsuitable for the application														

Table 5: resistance behavior of elastomers

8.9 Fire protection

Unless expressly required, elastomers made of natural rubber do not include any fire protection agents. The use of halogen-free fire protection agents causes a reduction in the mechanical properties; therefore, these protection agents are not used in components for dynamic load.

9 Decommissioning

- not applicable -

10 Disassembly

- not applicable -

11 Disposal

Disposal / Product:

- Rubber-metal bonded materials with high rubber content may be disposed of in compliance with the local regulations of combustion (e.g. thermal recycling).
- Smaller quantities can be disposed of in compliance with the local regulations in the domestic waste dump.
- After dismantling, metallic components can be disposed of in the metal scrap recycling.

Waste code according to the European Waste List (Waste Catalogue Ordinance):

The AVV waste code numbers are not product-related but are largely source-related. The manufacturer is therefore unable to specify the waste code for articles or products used in various sectors. Waste codes can be requested from the manufacturer.

12 Error identification

- not applicable -

Date	Document Number	Index	Page
2020-07-01	WH_62049602_Bump Stop Primary Suspension_en	00	14 19



Gummi · Metall · Technik

Bump Stop Primary Suspension
GMT No. 62049602

13 Annex

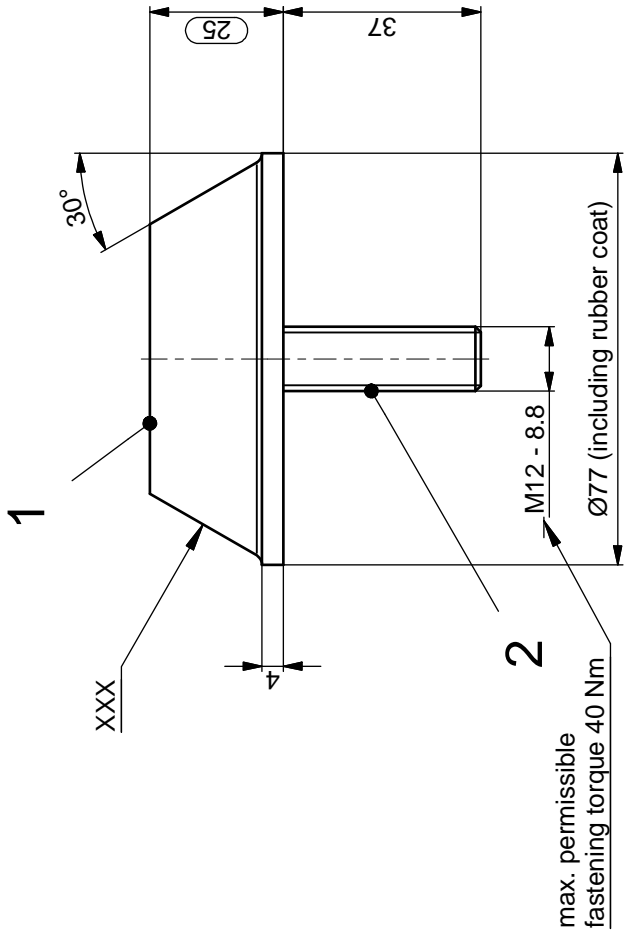
- Drawing GMT No. 62049602

Freigabe

Date	Document Number	Index	Page
2020-07-01	WH_62049602_Bump Stop Primary Suspension_en	00	15 19

This document and its content are confidential and the exclusive property of GMT Gummi-Metal-Technik GmbH (GMT). The reproduction, utilization, disclosure and/or communication of the document and/or its content to unauthorized third parties without the written consent of GMT is prohibited. In case of any breach, GMT is entitled to claim damages against the breaching person and/or company. GMT reserves all rights for patent applications and/or the registration of utility models and/or Gebrauchsmuster-Eintragung vor.

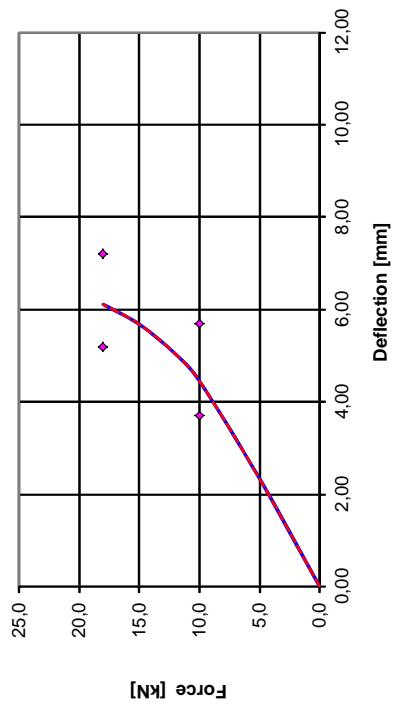
Das vorliegende Dokument sowie dessen Inhalt sind vertraulich und ausschließliches Eigentum der GMT Gummi-Metal-Technik GmbH (GMT). Die Vervielfältigung, Vernetzung, Weitergabe und/oder Mitteilung dieses Dokuments und/oder dessen Inhalt an unbefugte Dritte sind ohne schriftliche Zustimmung der GMT untersagt. Für den Fall der Zuwiderhandlung gegen das Versprechen erhebt die GMT ein Schadensersatzanspruch gegen die zustehende Person und/oder das zustehende Unternehmen zu. Die GMT behält sich alle Rechte zur Patentanmeldung und/oder Gebrauchsmuster-Eintragung vor.



XXX
 Markings in rubber (raised):
 GMT-Logo
 Date of manufacture (month and year)
 62049602 (changeable stamp)

Injection neop. rubber coat and parting line (dash allowable). Lacquer exhalation on rubber allowable!
 For components with surface coating the enlisted dimensions can be exceeded corresponding to the status before coating. Consequently tolerances can be exceeded correspondingly to the Layer thickness allowable.

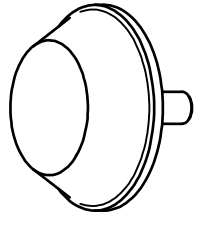
Measured axial characteristic



TEST SPECIFICATIONS FOR SPRING DEFECTION

- force direction: axial
 frequency of testing: first sample
 test control unit: ambient temperature
 testing temperature: 1 kN
 initial loading: 2
 number of settling cycles: 60 mm/min
 settling speed: 2x 18 kN
 settling load up to: 30 mm/min
 testing speed: S= 6,2 mm ±1 mm at F= 18 kN
 1. deflection measurement: S= 4,7 mm ±1 mm at F= 10 kN
 2. deflection measurement:
 3. stiffness measurement:

(1:2)



QUM TS 005 - 107
 Galvanischer Überzug
 Electroplated coating

Rz 64
 -0,3

DIN EN ISO 4753 FL		Oberfläche, Form- / Lage toleranz Surface shape / position tolerance		Maßstab / Scale: 1: 1		Gewicht / Weight: 0,2 kg	
Maße ohne Toleranzangabe Dimension without tolerance indication		ISO 12715		Material: Elastomer: OP685		Material acc. to part list	
DIN ISO 2768 mK		DIN ISO 8015		Material acc. to part list			
DIN EN 10088		DIN ISO 1101					
All dimensions in mm				Benennung / Description: Bump stop			
Date		Name		Date		Name	
Established 07.02.18		miano		Established 07.02.18		miano	
Reviewed 24.08.18		dicomanow		Reviewed 24.08.18		dicomanow	
Approved 27.08.18		jmarlin		Approved 27.08.18		jmarlin	
003 P.V. Kennlinie		mm/eland		003 P.V. Kennlinie		mm/eland	
002 Elastomer, Kennzeichnung		mm/eland		002 Elastomer, Kennzeichnung		mm/eland	
001 Kennz.		jvw/epitel		001 Kennz.		jvw/epitel	
Date		Name		Date		Name	
18.04.18		jvw/epitel		18.04.18		jvw/epitel	
12.07.18		mm/eland		12.07.18		mm/eland	
24.08.18		mm/eland		24.08.18		mm/eland	
 GMT Gummi-Metal-Technik GmbH D-77815 Balingen/Baden				Zeichnungsnr. / Drawing no.: 62049602			
Index: 003 sheet 1 of 2 sh				Index: 003 sheet 1 of 2 sh			
Modell: 62049602				Modell: 62049602			

CAD Zeichnung - Darf manuell nicht geändert werden!
 CAD drawing - Must not be changed manually!



Gummi · Metall · Technik

Bump Stop Primary Suspension
GMT No. 62049602

14 Subject Index

- not applicable -

Freigabe

Date	Document Number	Index	Page
2020-07-01	WH_62049602_Bump Stop Primary Suspension_en	00	17 19



Gummi · Metall · Technik

Bump Stop Primary Suspension
GMT No. 62049602

15 Index

GMT	Bump Stop Primary Suspension	62049602
Manufacturer	Part	Drawing Number
WH_62049602_Bump Stop Primary Suspension_en		
Document		
2020-06-30	00	C. Palm
Document Created (Date)	Index	Document Created (Name)

State of Revision:

Document Modification										
Mod.	Index (Record Modified Chapters Here)									
	01	02	03	04	05	06	07	08	09	10
1										
2										
3										
4										
5										
6										
7										
8										
9										
10										
11										
12										

Index:

Index	Date	Reason of Modification	Responsibility
00	2020-06-30	First issue	C. Palm

Prepared	Date	2020-06-30	GMT Engineering	Christian Palm
Released	Date	2020-07-01	GMT Engineering	Stefan Schemel

Date	Document Number	Index	Page
2020-07-01	WH_62049602_Bump Stop Primary Suspension_en	00	18 19

Freigabe



Gummi · Metall · Technik

Bump Stop Primary Suspension
GMT No. 62049602

Copyright 2020 GMT Gummi-Metall-Technik GmbH

Maintenance instruction Bump Stop Primary Suspension GMT No. 62049602 Rev. 00

The contents of this publication must not be modified in any manner in whole or in part, nor reproduced in any form or forwarded to third parties without prior written consent of GMT.

The creation of this documentation was carried out with due diligence so that GMT assume no liability for any remaining errors or omissions as well as for any possible resulting damages. All trademarks or registered trademarks are the property of their respective owners.

All rights reserved.

Contact:

GMT Gummi-Metall-Technik GmbH

Liechersmatten 5

D-77815 Bühl

<http://www.gmt-gmbh.de>

Freigabe

Date	Document Number	Index	Page
2020-07-01	WH_62049602_Bump Stop Primary Suspension_en	00	19 19