

INTRODUCTION TO CONTINUOUS CONTROL SYSTEMS
COLUMBIA UNIVERSITY MECHANICAL AND ELECTRICAL ENGINEERING
DEPARTMENTS: E3601

Homayoon Beigi[†]

1340 Mudd Building
Columbia University, New York City, NY 10027
hb87@columbia.edu

Homework 10

Problem 1 (Routh).

Use the Routh criterion on the following polynomials to determine the number of roots in the right-half complex plane.
A.

$$P(s) = s^7 + 3s^6 + 11s^5 + 19s^4 + 36s^3 + 38s^2 + 36s + 24 \quad (1)$$

COPYRIGHT HOMAYOON BEIGI, 2025 THIS DOCUMENT IS COPYRIGHTED BY HOMAYOON BEIGI AND MAY NOT BE SHARED WITH ANYONE OTHER THAN THE STUDENTS REGISTERED IN THE COLUMBIA UNIVERSITY EEME-E3601 COURSE.

[†]Homayoon Beigi is Professor of Professional Practice in the department of mechanical engineering and in the department of electrical engineering at Columbia University

Solution

1 A.

$$p(z) = z^7 + 3z^6 + 11z^5 + 19z^4 + 36z^3 + 38z^2 + 36z + 24$$

| row | | | | | | |
|-----|-------|----------------|----------------|----|----|--|
| 1 | z^7 | 1 | 11 | 36 | 36 | |
| 2 | z^6 | 3 | 19 | 38 | 24 | |
| 3 | z^5 | $\frac{14}{3}$ | $\frac{70}{3}$ | 28 | 0 | |
| 4 | z^4 | 4 | 20 | 24 | 0 | |
| 5 | z^3 | 0 | 0 | 0 | 0 | |
| 5 | z^3 | 16 | 40 | 0 | 0 | |
| 6 | z^2 | 10 | 24 | 0 | 0 | |
| 7 | z^1 | 1.6 | 0 | 0 | 0 | |
| 8 | z^0 | 24 | 0 | 0 | 0 | |

$$\begin{array}{r} 28 \times \\ 16 \\ \hline 144 \\ 24 \\ \hline 384 \end{array}$$

$$40 - \frac{384}{10}$$

$$40 - 38.4 = 1.6$$

$$1.6 \times 24$$

no roots in RHP

$$\frac{d[4z^4 + 20z^2 + 24]}{dz} = 16z^3 + 40z$$

$$16 \times 20 - 4 \times 24$$

B.

$$P(s) = s^6 + 2s^5 + 4s^4 + 8s^3 + 6s^2 + 8s + 4$$

(2)

Solution

$$P(s) = s^6 + 2s^5 + 4s^4 + 8s^3 + 6s^2 + 8s + 4$$

| | | | | | |
|---|-------|----------------------------------|----------------------|---|---|
| 1 | s^6 | 1 | 4 | 6 | 4 |
| 2 | s^5 | 2 | 8 | 8 | 0 |
| 3 | s^4 | $A = \frac{8}{0}$ | 2 | 4 | 0 |
| 4 | s^3 | $B = \frac{8s-4}{s}$ | $C = \frac{8s-8}{s}$ | 0 | 0 |
| 5 | s^2 | $D = 2 - \frac{s(8s-8)}{(8s-4)}$ | 4 | 0 | 0 |
| 6 | s^1 | E | 0 | 0 | 0 |
| 7 | s^0 | $4E$ | 0 | - | - |

$$E = \left(2 - \frac{s(8s-8)}{(8s-4)} \right) \left(\frac{-(8s-8)}{s} \right) - \frac{4 \left(\frac{8s-4}{s} \right)}{2 - \frac{s(8s-8)}{(8s-4)}}$$

$$E = \frac{-16s + 16}{s} - \frac{(8s-8)^2}{8s-4} - \frac{\left(\frac{32s-16}{s} \right)}{(16s-14) - s(8s-8)}$$

$$8s-4$$

$$\lim_{\epsilon \rightarrow 0^+} A = 0^+$$

$$\lim_{\epsilon \rightarrow 0^+} B = -\infty$$

$$\lim_{\epsilon \rightarrow 0^+} D = 2$$

$$\lim_{\epsilon \rightarrow 0^+} E = +\infty$$

$$\lim_{\epsilon \rightarrow 0^+} 4E = +\infty$$

$$\lim_{\epsilon \rightarrow 0^-} = 0^-$$

$$\lim_{\epsilon \rightarrow 0^-} B = +\infty$$

$$\lim_{\epsilon \rightarrow 0^-} D = 2$$

$$\lim_{\epsilon \rightarrow 0^-} E = +\infty$$

$$\lim_{\epsilon \rightarrow 0^-} 4E = +\infty$$

2 roots in the RHP

Problem 2 (Routh-Hurwitz).

A system has the following characteristic polynomial,

$$s^5 + 8s^4 + 24s^3 + 32s^2 + as + ab = 0 \quad (3)$$

where a and b are unspecified parameters. Use the Routh criterion to determine the constraints that must be imposed on the values of a and b to make the above system stable.

| | | | | | |
|---|-------|--------------------------|--------------------|-----------|--|
| 1 | s^5 | 1 | 24 | a | |
| 2 | s^4 | 8 | 32 | ab | |
| 3 | s^3 | 20 | $a - \frac{ab}{8}$ | 0 | $(a - \frac{ab}{8}) - \frac{12800 - ab}{a + ab}$ |
| 4 | s^2 | $32 - \frac{a + ab}{20}$ | ab | 0 | |
| 5 | s^1 | 2 | 0 | $8a - ab$ | $\frac{1200ab}{a + ab}$ |
| 6 | s^0 | ab | | | |

conditions:

$$ab > 0$$

$$\frac{640 - a(b+1)}{20} > 0 \Rightarrow$$

$$a(b+1) < 640$$

$$Q > 0 \Rightarrow b \neq -1$$

$$a[b^2 - 7b - 8] + 9600b < 0$$

$$\begin{aligned} (8a - ab)(a + ab) &= \\ 8a^2 + 8a^2b - a^2b - a^2b^2 &= \\ = -a^2[b^2 - 7b - 8] &= \\ 9600ab - a^2[b^2 - 7b - 8] - 9600ab &= \end{aligned}$$

$$Q \triangleq \frac{8a(b+1) - a[b^2 - 7b - 8] - 9600b}{8(b+1)}$$

Problem 3 (Lyapunov Stability).

A. Does the choice of $\mathbf{Q} = \mathbf{I}$ provide a Lyapunov function for the following system,

$$\dot{\mathbf{x}}(t) = \begin{bmatrix} -1 & 1 \\ -4 & -1 \end{bmatrix} \mathbf{x}(t) \quad (4)$$

Solution

3 A. $\mathbf{Q} = \mathbf{I}$

$$\mathbf{M} = -(\mathbf{A}^T \mathbf{Q} + \mathbf{Q} \mathbf{A})$$

$$\mathbf{A} = \begin{bmatrix} -1 & 1 \\ -4 & -1 \end{bmatrix}$$

$$\mathbf{M} = -\left[\begin{bmatrix} -1 & -4 \\ 1 & -1 \end{bmatrix} + \begin{bmatrix} -1 & 1 \\ -4 & -1 \end{bmatrix} \right] = -\begin{bmatrix} -2 & -3 \\ -3 & -2 \end{bmatrix}$$

$$\mathbf{M} = \begin{bmatrix} 2 & 3 \\ 3 & 2 \end{bmatrix}$$

$$|\mathbf{M}| = 4 - 9$$

$$= -5 < 0 \Rightarrow \mathbf{M} \text{ is negative definite}$$

\mathbf{M} needs to be positive definite for \mathbf{Q} to provide a Lyapunov function.

$\therefore \mathbf{Q} = \mathbf{I}$ does not provide a Lyapunov function.

B. Determine the stability of the above system using Routh-Hurwitz.

Solution

$$3 \text{ B. } \vec{x}'(t) = \begin{bmatrix} -1 & 1 \\ -4 & -1 \end{bmatrix} \vec{x}(t)$$

$$|(A - \lambda I)| = \begin{vmatrix} -1-\lambda & 1 \\ -4 & -1-\lambda \end{vmatrix}$$

$$= (-1-\lambda)(-1-\lambda) + 4$$

$$= \lambda^2 + 2\lambda + 5 = 0$$

| | | | |
|---|-------|---|---|
| 1 | s^2 | 1 | 5 |
| 2 | s^1 | 2 | 0 |
| 3 | s^0 | 5 | 0 |

stable

C. Find a Lyapunov function for the above system.

Solution

3 c.

$$\vec{x}'(x) = \begin{bmatrix} -1 & 1 \\ -4 & -1 \end{bmatrix} \vec{x}(x)$$

if $M = I$

$$A^T Q + Q A = -M$$

$$\begin{bmatrix} -1 & -4 \\ 1 & -1 \end{bmatrix} \begin{bmatrix} Q_{11} & Q_{12} \\ Q_{12} & Q_{22} \end{bmatrix} + \begin{bmatrix} Q_{11} & Q_{12} \\ Q_{12} & Q_{22} \end{bmatrix} \begin{bmatrix} -1 & 1 \\ -4 & -1 \end{bmatrix} = \begin{bmatrix} -1 & 0 \\ 0 & -1 \end{bmatrix}$$

$$\textcircled{1} \quad -Q_{11} - 4Q_{12} - Q_{11} - 4Q_{12} = -1 \Rightarrow 2Q_{11} + 8Q_{12} = 1$$

$$\boxed{Q_{11} = \frac{1}{2} - 4Q_{12}} \textcircled{5}$$

$$\textcircled{2} \quad -Q_{12} - 4Q_{22} + Q_{11} - Q_{12} = 0 \Rightarrow 4Q_{22} + 2Q_{12} - Q_{11} = 0$$

$$\textcircled{3} \quad Q_{11} - Q_{12} - Q_{12} - 4Q_{22} = 0 \Rightarrow 4Q_{22} + 2Q_{12} - Q_{11} = 0$$

$$\textcircled{4} \quad Q_{12} - Q_{22} + Q_{12} - Q_{22} = -1 \Rightarrow \boxed{2Q_{22} = 1 + 2Q_{12}} \textcircled{6}$$

$$\text{plug } \textcircled{5} \text{ into } \textcircled{2} \Rightarrow 4Q_{22} + 2Q_{12} - \frac{1}{2} + 4Q_{12} = 0$$

$$4Q_{22} + 6Q_{12} = \frac{1}{2}$$

$$8Q_{22} + 12Q_{12} = 1 \textcircled{7}$$

$$\text{plug } \textcircled{6} \text{ into } \textcircled{7} \Rightarrow 4 + 8Q_{12} + 12Q_{12} = 1$$

$$20Q_{12} = -3$$

$$\boxed{Q_{12} = -\frac{3}{20}} \textcircled{8}$$

$$\text{plug } \textcircled{8} \text{ into } \textcircled{6} \quad 2Q_{22} = 1 - \frac{3}{10}$$

$$\boxed{Q_{22} = \frac{7}{20}}$$

$$\text{plug (8) into (5)} \Rightarrow Q_{11} = \frac{1}{2} - 4\left(-\frac{3}{20}\right) \\ = \frac{1}{2} + \frac{3}{5} = \frac{11}{10}$$

$$Q = \begin{bmatrix} \frac{11}{10} & -\frac{3}{20} \\ -\frac{3}{20} & \frac{7}{20} \end{bmatrix} = \frac{1}{20} \begin{bmatrix} 22 & -3 \\ -3 & 7 \end{bmatrix}$$

$$|Q| = \frac{1}{20} (22 \times 7 - 9)$$

$$= \frac{1}{20} (154 - 9)$$

$$= \frac{145}{20} > 0$$

\therefore system is asymptotically stable

Problem 4 (Root Locus).

Consider the closed-loop system of Figure 1 where the transfer functions for the corresponding blocks are given by the following,

$$C(s) = s + 4 \quad (5)$$

$$G(s) = \frac{1}{s(s+2)(s+3)(s+6)} \quad (6)$$

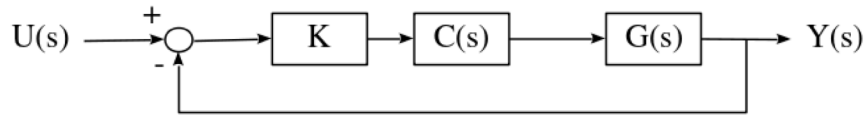
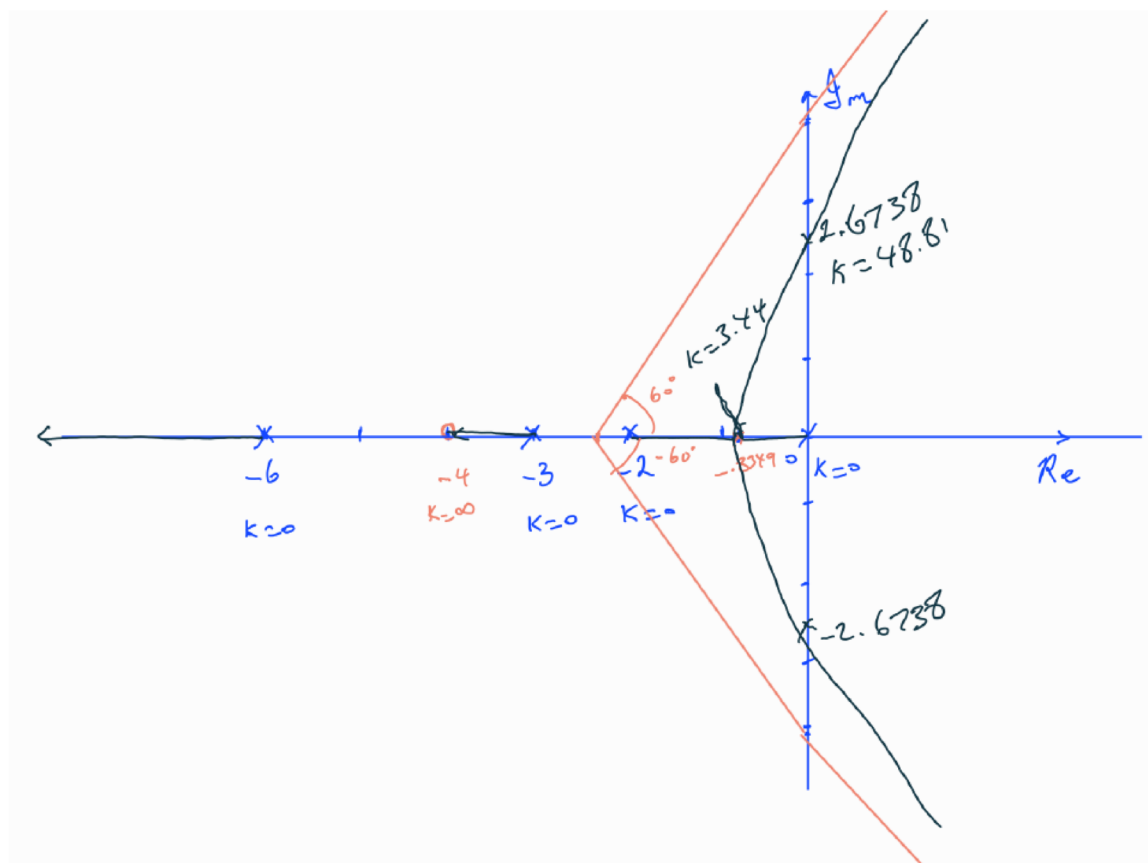


Fig. 1: Closed-Loop Block Diagram

A. Find all the pertinent information according to rules 1 through 11 and plot the root locus according to the outcome of these rules.

B. Using the above application of rules, determine at what K the system will go unstable.

Solution A and B



$$1 + K \frac{(s+4)}{s(s+2)(s+3)(s+6)} = 0$$

$$\left| \frac{(s+4)}{s(s+2)(s+3)(s+6)} \right| = \left| -\frac{1}{K} \right|$$

$$= \left| \frac{1}{K} \right|$$

Rule 5: Angles of the asymptotes

$$\theta_l = \frac{2l+1}{|n-m|} \times 180^\circ$$

$$l = 0, 1, \dots, |n-m|-1$$

$$\theta_0 = \frac{1}{3} \times 180^\circ = 60^\circ$$

$$\theta_1 = \frac{3}{3} \times 180^\circ = 180^\circ$$

$$\theta_2 = \frac{5}{3} \times 180^\circ = 300^\circ = -60^\circ$$

Rule 6: Intersection of the asymptotes with the real axis

$$\begin{aligned}\sigma &= \frac{\sum \text{Re}(p_i) - \sum \text{Re}(z_i)}{n-m} \\ &= \frac{0 - 2 - 3 - 6 + 4}{3} \\ &= -2.33\end{aligned}$$

Rule 10: Break away points

$$-K = \frac{n(n+2)(n+3)(n+6)}{n+4}$$

$$-\frac{dK}{dn} = \frac{d \left[\frac{n(n+2)(n+3)(n+6)}{n+4} \right]}{dn}$$

$$= d \left[\frac{n^4 + 11n^3 + 36n^2 + 36n}{n+4} \right]$$

$$= \frac{(4n^3 + 37n^2 + 72n + 36)(n+4) - (n^4 + 11n^3 + 36n^2 + 36n)}{(n+4)^2}$$

$$= \frac{3n^4 + 38n^3 + 168n^2 + 288n + 144}{n^2 + 8n + 16} = 0$$

$$3n^4 + 38n^3 + 168n^2 + 288n + 144 = 0$$

Real roots: ^{not for K > 0} ~~-2.8967~~ & -0.8349 ✓

↑
Breakaway point

$$|K| = \left| \frac{n(n+2)(n+3)(n+6)}{n+4} \right|_{n=-0.8349}$$

$$= 3.4369$$

of imaginary axis,

$$-K = \frac{s(s+2)(s+3)(s+6)}{s+4} \bigg|_{s=i\omega}$$

$$-K = \frac{s^4 + 11s^3 + 36s^2 + 36s}{s+4} \bigg|_{s=i\omega}$$

$$-K = \frac{(w^4 - i11w^3 - 36w^2 + i36w)}{(4+iw)} \cdot \frac{(4-iw)}{(4-iw)}$$

$$= \frac{4w^4 - i44w^3 - 144w^2 + i144w - iw^5 - 11w^4 + 36iw^3 + 36w^2}{w^2 + 16}$$

$$= \frac{[-7w^4 - 108w^2] - i[w^5 + 8w^3 - 44w - 144]}{(w^2 + 16)}$$

$$= \frac{-w^2[7w^2 + 108] - iw[w^4 + 8w^2 - 44w - 144]}{w^2 + 16}$$

$$w^4 + 8w^2 - 44w - 144 = 0$$

$$w = 2.6738 \quad (\text{only positive real root})$$

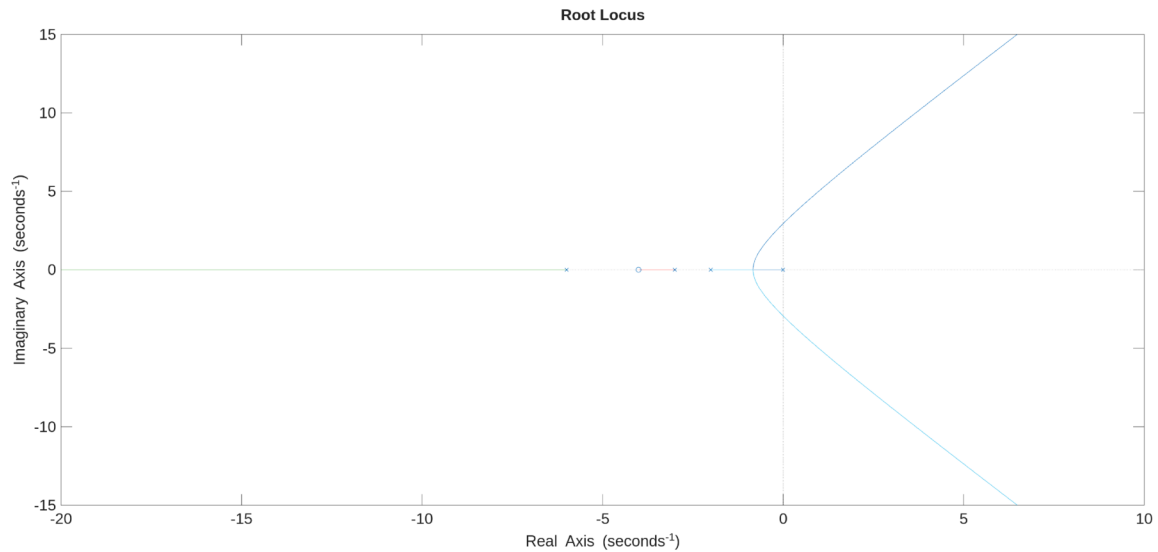
rad/s

$$K = \frac{(2.6738)^2 [7(2.6738)^2 + 108]}{2.6738^2 + 16}$$

$$K = 48.81$$

C. Plot the root locus using Matlab and compare to your hand-drawn plot.

Solution



Problem 5 (Amplitude and Phase).

Express the following solutions by combining cosine and sine pairs to be represented in terms of sine only, with an amplitude and a phase.

A.

$$y(t) = \frac{10}{13}e^{-2t} - \frac{17}{10}e^{-t} - \frac{9}{130}\cos(3t) - \frac{7}{130}\sin(3t) \quad (7)$$

Solution

$$= \frac{10}{13}e^{-2t} - \frac{17}{10}e^{-t} - \frac{1}{130} [9\cos 3t + 7\sin 3t]$$

$$\begin{aligned} C &= 9 & D &= 7 & A &= \sqrt{9^2 + 7^2} = 11.4 \\ \frac{C}{A} > 0 & \quad \frac{D}{A} > 0 & \Rightarrow & \quad \phi = \tan^{-1}\left[\frac{9}{7}\right] \\ & & & = 0.91 \text{ rad} \\ & & & = 52.125^\circ \end{aligned}$$

$$y(t) = \frac{10}{13}e^{-2t} - \frac{17}{10}e^{-t} - 0.0877 \sin(3t + 0.91)$$

B.

$$y(t) = \frac{103}{100}e^{-2t} + \frac{29}{10}te^{-2t} - \frac{3}{100}\cos(4t) + \frac{1}{25}\sin(4t)$$

(8)

Solution

$$y(t) = \frac{103}{100}e^{-2t} + \frac{29}{10}te^{-2t} - \frac{1}{25}\left[\frac{3}{4}\cos 4t - \sin 4t\right]$$

$$C = \frac{3}{4} \quad D = -1 \quad A = \sqrt{\left(\frac{3}{4}\right)^2 + 1^2} = 1.25$$

$$\begin{aligned} \frac{C}{A} > 0 \quad \frac{D}{A} < 0 \quad \varphi &= \tan^{-1}\left(\frac{C}{D}\right) + \pi \\ &= \tan^{-1}\left(-\frac{3}{4}\right) + \pi \\ &= 2.5 \text{ rad} \\ &= 143^\circ \end{aligned}$$

$$y(t) = \frac{103}{100}e^{-2t} + \frac{29}{10}te^{-2t} - \frac{5}{100}\sin(4t + 2.5)$$

C.

$$y(t) = 1 - \frac{35}{1261} \cos(6t) + \frac{6}{1261} \sin(6t) - \frac{2}{1261} e^{-\frac{t}{2}} \left(613 \cos\left(\frac{\sqrt{3}}{2}t\right) + \frac{1262}{\sqrt{3}} \sin\left(\frac{\sqrt{3}}{2}t\right) \right) \quad (9)$$

Solution

$$= 1 - \frac{1}{1261} \left[35 \cos 6t + 6 \sin 6t \right] - \frac{2}{1261} e^{-\frac{t}{2}} \left[613 \cos\left(\frac{\sqrt{3}}{2}t\right) + \frac{1262}{\sqrt{3}} \sin\left(\frac{\sqrt{3}}{2}t\right) \right]$$

$$35 \cos 6t + 6 \sin 6t:$$

$$C = 35 \quad D = 6 \quad A = \sqrt{35^2 + 6^2} = 35.5$$

$$\frac{C}{A} > 0 \quad \frac{D}{A} > 0 \Rightarrow \varphi = \tan^{-1}\left(\frac{C}{D}\right) = 1.4 \text{ rad.}$$

$$= 80.3^\circ$$

$$613 \cos\left(\frac{\sqrt{3}}{2}t\right) + \frac{1262}{\sqrt{3}} \sin\left(\frac{\sqrt{3}}{2}t\right):$$

$$C = 613 \quad D = \frac{1262}{\sqrt{3}} \quad A = \sqrt{613^2 + \frac{1262^2}{3}} = 952.2$$

$$\frac{C}{A} > 0 \quad \frac{D}{A} > 0 \Rightarrow \varphi = \tan^{-1}\left(\frac{C}{D}\right) = \tan^{-1} 0.84$$

$$= 0.7 \text{ rad}$$

$$= 40^\circ$$

$$y(t) = 1 - \frac{1}{1261} \left[35.5 \sin(6t + 1.4) \right] - 1.51 \sin\left(\frac{\sqrt{3}}{2}t + 0.7\right)$$

D.

$$y(t) = 1 + \frac{1}{5}e^{-2t} - \frac{6}{5}\cos(t) + \frac{2}{5}\sin(t)$$

(10)

Solution

$$= 1 + \frac{1}{5}e^{-2t} - \frac{3}{5}[2\cos t + \sin t]$$

$$\begin{aligned} C &= 2 & D &= 1 & A &= \sqrt{2^2+1} = \sqrt{5} \\ \frac{C}{A} > 0 & \frac{D}{A} > 0 & \Rightarrow \varphi &= \tan^{-1}\left(\frac{C}{D}\right) = \tan^{-1}(2) \\ & & &= 1.1 \text{ rad} \\ & & &= 63.43^\circ \end{aligned}$$

$$y(t) = 1 + \frac{1}{5}e^{-2t} - 1.34 \sin(t + 1.1)$$